

THE VINTAGE ADVANTAGE

Vol. II No. 4
May 1, 1995

News Items for Vintage Airstream Owners and Admirers

"ARE YOU READY FOR MUSTER '95"?

INSIDE

Disclaimer	1
Florida State Rally	1
Added by Donna Barrow	1
Wanted or For Sale	1
Bug Story	2
Publications Manager	2
Region XII Fall Rally	2
Region XII Fall Rally 1994	2
AWARD PLAQUES	3
Nominating Committee Report	3
PRESIDENT'S MESSAGE	3
PENDLETON ROUND-UP	4
Registry	4
MORE ON REFRIGERATORS	4
CURRENT OFFICERS	5
NEW MEMBERS	5
Bits & Pieces	6
Manuals List	7
Rally Schedule	8
Crossword Puzzle	9

President Stan Baston
Tel. (908) 922-2786
Vice President Robert Brubaker
Tel. (618) 664-1207

THE VINTAGE ADVANTAGE

Stan Baston, Pres.
Bob Brubaker, VP

The Vintage Airstream Club
Quarterly Newsletter
2225 9th Ave. South
Great Falls, MT 59405
(406)-761-2007
Published in Great Falls,
Montana, quarterly: Aug, Nov,
Feb and May 1. Submit items
for publication by the 15th of the
preceding month.

Annual Dues are \$10.00
payable by July 31. Make checks
payable to "Vintage Airstream
Club".

Disclaimer

Views expressed herein are those of the individual authors and do not reflect the opinions of the Vintage Airstream Club. Articles are not checked for technical accuracy, so the reader is urged to use caution in applying information found in articles. Similarly, articles about people are not checked factually, except by the authors. The newsletter is not responsible for misspelled names, erroneous addresses or incorrect references to members or non-members.

Florida State Rally.

The WBCCI Florida State Rally in Orlando, Florida, February 8-12, saw the assembly of a number of our members who enjoyed the good fellowship that accompanies any gathering of Vintage Club activities. Donna Barrow of Madison, Wisconsin, our 2nd Vice President (#2924), together with her husband Dick, hosted the social hour held at their unit on Tuesday, February 7 for the 12 people who were present. Ralph and Marjorie Anderson, (#6420) of Duluth, Minnesota then arranged for the breakfast enjoyed by the group of 14 members on Thursday, February 9 at Shoney's Restaurant. Donna led a discussion about the Club's activities after the breakfast, emphasizing her interest in focussing on the social advantages, personal enrichment and sharing information obtained from participation in the Intra club's functions. A decision was made to reserve 20 spaces for the Vintage Club at next year's Florida State Rally in Sarasota, Florida. Submitted by Dick Mumma, #4333.

Added by Donna Barrow, #2924

We had 20 Vintage trailers parked throughout grounds at the Rally and 6 of us

parked together.

Wayne Kispert, #325, now has 5 Airstreams. 3 vintage, 2 given to children to join our club, and one for sale, a 1947 22', redone by P & S in Ohio. Bert Kalet from Winston, NC is going to pull his Bambi with a bicycle in the parade at the International Rally. Homer Reinbolt's 1959 Falcon was running the sound system for the Rally. Talked with Esther Garrison, our International Historian. She showed pictures of the oldest Vintage. Larry Huttle shared information about upcoming museums in the making at Jackson Center, Vintage trailers on display. I spoke to Ted Covington, #25258, head of lay-out for Sarasota Rally for 1996, to set aside 20 spots. Also with Jack Glouner, Director, to put "Vintage" on application form. There should be a place on the form for International Rallies as well. I gave out Vintage slips and have a new member. (\$7.00 enclosed) Good time had by all and served Bar-B-Que Ribs for Saturday dinner - Out of this world! God Bless You All. Donna Barrow, #2924.

Wanted or For Sale

WANTED: First-time Airstream buyer looking for small vintage model in good to excellent shape. Buyer is not mechanically gifted, so all must be in working order and ready to go! Eric in Napa, CA (707) 258-1903.

FOR SALE: 1964 22' Safari. New toilet, refer, stove. Partially restored. Have been using. Asking \$3000. Melvin Pierce, Rt. 2 Box 15A, Scranton, ND 58653. 701-275-8291 WBCCI# 03724

FOR SALE: 1969 31' International. Excellent condition. Non-smoker, no pets, Zip Dee awning, Soler stone guard. Electric jack, hitch, sway bar, 5 good tires, wheel locks tire shades, alum. tanks, twin bed, 2 bunks, Rear bath, 3 closets, beige carpet, custom white drapes, AM/FM/tape \$5,500 Phone 708-833-8148.

FOR SALE: 1963 Bambi, Excellent running gear, professionally winterized, no refrigerator, one dent, Contact Ray F. Brokken, 2895 SW Fairmont Dr., Corvallis, OR 97333. Ph. 503-752-4025

FOR SALE: 1951 21' Restored. Torsion Bar Susp., rear bath, carpet, new refer, furnace, catalytic htr., front divan, alum. gas bott. Asking \$6500 Mrs. A. P. Blair, 11313 E. Boise St. #18. Apache Junction, AZ 85220 Tel. 602-984-6289

FOR SALE: 1966 26' Overlander. Updated interior, carpet, double bed, catalytic heater, excellent condition. \$3750. Camas, WA 360-834-9472

FOR SALE: 1966 Airstream Tradewind. Original Interior. Rear bath, side gaucho, front divan. Refer, Frig., Cat. Heater., 2 closets. S.N. JO246614. Walter Overgaard, #1107. \$5500. 717-687-6019

FOR SALE: 1960 22' Airstream. Inside removed, ready for restoring (your way). All appliances original. \$1800. Firm. Ph. 310-869-0457 (CA)

FOR SALE: 1960 Pacer 16'. Full size body in a short length, everything operational. Neat unit. \$2900. FOR SALE: 1964 Tradewind, 24' All Original with full-wall jalousie window, original loose table, working roof A/C installed approx. 1975. Excellent metal. \$3500. FOR SALE: 1969 Sovereign, 31' RB/T with L-lounge. Ser. # 001; the first 1969 "new style." All new Zip Dee's all around. Newer A/C \$4800. Also available are many older parts including some sheet-metal and segments. Call for information. South Jersey Airstream, P.O. Drawer 365, Franklinville, NJ 08322, (609) 694-1700

WANTED: Bambi. Send pictures of inside and outside, price and location. Howard Ray, P.O. Box 2337, Fort Collins, CO 80522 Tel. 970-226-5442 (wk), 970-498-0964 (H)

FOR SALE: 1962 28' Ambassador. 2 Zip Dees, Twin Beds, Rear Bath, New battery. Asking \$5500. #4387 Tel. 303-371-0174

Bug Story

Noticing the emblem on the address of the club paper (VINTAGE ADVANTAGE) reminds me: When our two girls were small and I was not working, we used to take our Airstream to nearby campground for the summer. Jim would commute back and forth to

work. We pulled our trailer with a big Ford truck at about 9 MPG. The first trip home and to work, Jim would trade the truck for one of the two Volkswagen Bugs that we owned. We always, then, parked the Bug directly in front of the hitch of the Airstream. We would get dozens of questions about "pulling that with the Bug". We had our answer ready, "Haven't you seen the picture of the bicycle doing the job? Surely a Bug can too."

Submitted by Joyce & James Lewis #15546

Publications Manager

Mr Pat Ewing has volunteered to take over the job of publications manager from Bud Cooper. Pat Ewing's WBCCI # is 3675. 3561 Sorenson Rd., Everson, WA 98247. Phone 206-966-4253

Region XII Fall Rally, 1995

Letter received from Ted and Jeri Nowell. "We are fairly new members of the Vintage Club (less than a year) and wish we could take a more active part in the club. A couple of things are against us, first we are still working and can't get to any of the rallies too far from home and still have a family at home. We sure wish we could get to the Region 9 Rally in March. It would be nice to have more contact with members of the club.

Imagine our disappointment when we went to our first national rally, the Hobo Rally, (Feb 6-12) and we were the only ones to sign the sheet for members of The Vintage Club.

Our unit, The Long Beach California Unit of Region 12 is hosting the Fall Rally October 17-22 at the Fairgrounds in Tulare, CA. We hope to see some kindred spirits there. There is such an interest in the old trailers. We had people constantly stopping to visit and see the inside of ours. Our fondest dream would be to have some

kind of event at the Fall Rally with the Vintage Club, be it a Concours of just a simple open house. Would it be possible for you to mention this rally in the newsletter. We know it is early but we also know a lot of people will be traveling all summer and maybe they could end up in Tulare in October.

Please feel free to print our name and address if anyone wants any further information. We really hope to see some of you in Tulare in October. Sincerely, Ted and Jeri Nowell #07312

(Ed. Note: I hope this interesting and sincere request will induce, tempt and allure some Vintage Club members to attend this Fall Rally.)

Region XII Fall Rally 1994

(Ed. Note: I missed getting this notice in the November issue. It is here with apologies to By & Sue Campbell, #4727)

Region XII's Fall "Gypsy Rally", Watsonville, CA attracted over 220 Airstream units, including 9 Vintage units and a few drop-ins, curious about vintage Airstreams and WBCCI. In spite of an activity filled rally schedule, we were able to squeeze in an abbreviated, but successful "VAC Drivers & Enthusiasts get-together", exchanging information about projects with our individual trailers and about the vintage support system offered by VAC. The oldest rig, a 1947 - 22 ft. Globetrotter, is owned by new members to WBCCI. The smallest, a 16 foot Bambi, found and acquired in Moab and formerly used by hunters, required much restoration by its enthusiastic WBCCI owners, who are about to join VAC. Another Bambi owner relates future activities in Amherst, MA, June '95 including the parade into the rally site, is of interest to all. Submitted by By and Sue Campbell, #4727.

AWARD PLAQUES

Winners of the Concourse D' Elegance held in Bismarck, ND, Region 9 Rally in Shawnee, OK in 1994 and at the Brandon Manitoba Rally have now received Vintage Club plaques documenting their participation in the event and the award received. Plaques for these initial events were provided for in part by the Airstream Corporation in Ohio, Griffith RV of Oklahoma, an anonymous donor, with engraving and handling costs paid for by the participant.

The Vintage Airstream Board authorized issuance of the plaques for these events at no cost to the club treasury, as no provision was made to offset or budget the costs. We greatly appreciate those who contributed to the purchase of plaques for those events. Many, many thanks.

Appreciation plaques were also issued to each of the judges participating in those events. Plaques have now been made available for our 1995 events, again by private donors.

Engraving and mailing costs will have to be offset either by charging an entry fee for the event, paying from club funds, or, again by winner participation.

Total additional costs for this years portion will be approximately \$100. How do you as a member feel this should be paid for? And what do you think of the award program? Please contact the undersigned -- as we would like to know how our members feel about our programs. Thank You. Submitted by Bob Brubaker, Vice-President

Nominating Committee Report

President	Robert Brubaker
Vice President	Dick Mumma
2nd VP	To be nominated at Amherst
Recording Sec.	Nora Schroeder
Treasurer	Ed Stanley
Tech. Secretary	Bud Cooper

Elections will be held at Amherst.

The Nominating Committee is looking for a nominee for Treasurer and a volunteer for the appointed position of Membership Secretary. (It has been my experience that both positions should be taken care of by the same person)

My resignation hasn't worked yet!

PRESIDENT'S MESSAGE

Congratulations to our Editor Duane Hedahl for the great new format of this issue of the "VINTAGE ADVANTAGE."

Thought you would like an advanced glance at the events scheduled for the VAC at the International this year. You might want to place the schedule in your trailer to have it handy at the Rally. If this schedule varies from the WBCCI Rally Schedule you receive at the International follow the WBCCI schedule.

You probably noticed in President Gene Stubbs letter in the March issue of the Blue Beret that "...we will not be allowed to dump gray water on the ground." at the International. The vintage trailers, including me, that do not have gray water tanks will have to pay particular attention to this. Probably the best way to handle the situation is by the use of one of the blue Tote Tanks. International President Stubbs is well aware that if he cannot get permission to dump gray water we will need to be pumped out regularly.

A reminder to those who still have the ice/electric refrigerators that we are only provided with water at the International and not electricity. For those who will be attending the International for the first time the word is, arrive with a full battery and fresh water tank and with an empty holding tank. The black water tank is pumped out once during the rally.

Looks like we have been assigned a great parking place with lots of spaces. However, if the Parking

Committee needs additional space they will be watching how full our area is and will use it if necessary. So, come in with the caravan from the pre-rally on Saturday if you can or at least, as early in the rally as possible. The caravan will be leaving the pre-rally site late Saturday (24th) morning. We will try to hold parking spaces for late arrivals so whenever you come in ask if you can park with VAC.

We are hoping to present a grand appearance during our entrance into the International Rally. Beside our great old time trailers we want to have our flags a flying. We expect lots of pictures will be taken including, we hope, press and TV so we want to look our best. As of right now we are scheduled to caravan directly from the pre-rally site in Greenfield to Amherst and this will make it impossible to fly flags. However, President Stubbs would like to see our flags flying so he is trying to find a place for us to stop long enough to erect our flags and regroup. So, please have your flags ready to go just in case.

I want to thank Donna Barrow for heading up the Vintage Club activities at the Florida State Rally, Bud Cooper for heading Region 9 Vintage Club Rally, and By & Sue Campbell for organizing the VC rally in Region 12. I will be heading up the Vintage Club rally at Region 2 Rally. Just a reminder that you can head up a Vintage Club Rally at any of the Region or Special Event Rallies. I have materials that will help you in the planning and I will be happy to help in any way I can.

Again, President Stubbs has asked me how many vintage trailers will be attending the International Rally. In the last issue of the VA I asked all who are attending to please let me know. So far, only a few replies have come in. So, please drop me a card if you think you will at the big one this year. My address is: 10 Pine Terrace, Neptune, NJ 07753-3348

Irving Payne, a member of my local Unit has designed a decal for the

Vintage Club. It is a beautiful five color decal that the VAC officers have approved. Right now President Stubbs has the decal and will present it to the IBT for approval. All VAC members will be receiving a decal when it is approved and reproduced.

Florence and I are looking forward to all of the activities at the pre-rally and International, which will be in full swing next month. We're looking forward to seeing all of you we have met in the past and the new members who will be attending our activities for the first time. This will be my last Presidents Message and I would like to close by saying that I consider it a real privilege to have served you and the VAC. I have tried, hopefully successfully, to strengthened our club and provided the services you want.

I want to thank your officers and all of the volunteers who have and will continue to contribute their time and effort on the Club's behalf. A special word of thanks goes to Duane Hedahl for producing this fine newsletter along with keeping track of your Clubs funds, and producing the mailing labels and reports. I especially want to thank Florence, my wife, for all her help and patience. Without their help this club would not exist and Bud Cooper's dream would only have been a dream. Stanley Baston

PENDLETON ROUND-UP

And National Rally. Received note and application from Kathy Hunt, President of the Oregon Unit inviting the Vintage Club to attend the Round-Up. She says they can park all Vintage Club trailers together and show us a good time. The rally is at Pendleton, Oregon, Sept. 8-17, 1995. Contact person is Don Goldson, #21982.

Help!! Telephone Jay at 1-800-658-5863 if you can furnish a copy of the original floor plan or interior design of a 1948, 19' Airstream. Any help would be appreciated.. Thanks

Crossword Puzzle

There is a new feature in this issue that you may enjoy. Or, you may not. However, it is generally about the things around you, things you do or see and stuff like that. Have a good time with it. If I don't forget, the answers will be in the August issue.

Registry

If you have been contacted by an advertising agency or Video Studio about renting your Airstream, please pass this information on to Stan. We would like to have a good sized registry so we may be able to notify our members. The pay is good and usually the use of the trailer is for only a few days and you keep full control of the situation.

MORE ON REFRIGERATORS

In my preceding article we covered how to contact and work with your Dometic servicing agent and the story on replacement cooling units. However, replacement units are commonly available only back to the late 60's. I promised to follow up with more info. I am indebted to various sources but Randy Neuman, 2430 Chicago Drive, Hudsonville, MI 49426, Phone 616-669-8500, was a significant help. He can re-manufacture about 400 replacement units of different sizes, makes and models.

Refrigerators stop working for a number of reasons and I can't cover all of them here. Whenever your refrigerator stops working, or loses capacity, check for being level, for proper control settings, door left open, door gasket leaking, excessive outdoor temperature, and high humidity. Check if unit works on gas, but not on electricity or vice versa. All of these should be eliminated as causes before looking further.

One cause of cooling loss is loss of refrigerant through leakage. Once the cooling unit loses its gas pressure (up to 350 PSI) the cooling

capacity is lost and the leak must be located and welded. The cooling unit then is purged and recharged. Dometic does not (in this country) recharge cooling units, so you must locate a provider of this service.

One of the constituents of the refrigerant gas is Ammonia, which has the same powerful odor as household Ammonia. If the leak is large it can easily be detected by the owner, the diagnosis is then obvious.

If loss of refrigerant is gradual, say over one year, then the cooling capacity will decrease over the same period, and the ammonia odor may go undetected. If you suspect leakage, inspect all visible tubing with a flashlight looking for a yellow-green discoloration at some point. This is probably the leak. Other clues to loss of refrigerant are, 1) the thermostat had to be gradually turned higher, and 2) gurgling sounds from the tubing.

We have all heard that you can sometimes save a non-functioning gas refrigerator and make it work again by turning it upside down. This is something that an owner could do at no expense and what is to be lost by trying? But, it seems like magic. Does it work? My informant says the following: The refrigerator is charged with a mixture of Ammonia and Hydrogen with Sodium Dichromate added as a corrosion inhibitor. (The exact formula is a trade secret.) The problem comes when one operates the refrigerator too far out of level and overheats the generator. The Sodium Dichromate then gradually forms insoluble grains which can plug this small diameter pump tube or heat exchanger. The grains can be attached or loose like sand. If loose, turning the unit upside down permits the grains to fall into the larger diameter sections thus opening the pump tube in the generator. When this condition shows up, it is usually older units. Professionals shy away from this solution because results are unpredictable. The fix may be temporary.

The permanent solution requires surgery that only a few are qualified to undertake. The pump tube is cut out, a new tube welded in its place, the entire tubing system flushed. Then the unit must be recharged. This costs less than a new refrigerator, however, and retains the authentic look.

When operating on gas, the thermostat maintains the proper temperature by switching the flame from high fire to low, and back again. A small valve in the gas line does this by means of a capillary (3/32 D) tube extending up into the box with a temperature sensing bulb on the end of it. These sensors with their tubes and valves sometimes fail due to dirt and vibration, then they never call for high fire. The box may cool slightly, but will not freeze. It is difficult to tell by eye if the fire is high or low. Try changing the setting from max. to min. If this has no effect on flame height, it suggests a failed control. However, a plugged burner orifice or low gas pressure will have the same effect. Inspect the capillary tube from end to end looking for a crack or a spot worn through. If you are convinced this is the trouble, an owner can buy the control (\$80) and replace it himself. However, this requires opening the propane line which is not to be taken lightly. Test your work carefully checking for gas leaks with bubble solution, or take it to a dealer for checking.

When operating on electricity, the temperature is controlled usually by a separate sensing bulb, tube, and on-off switch. A cartridge heater is attached to the pump tube and does the heating in much the same way as the gas flame. If your refrigerator will work on gas, but not electricity, check for power to the heater, and check the cartridge heater for being burned out. If there is no power to the heater, suspect the control.

For those who have freezer sections (not many in our club) the

freezer section is designed to get colder than the rest of the box, with the temperature control being on the box only. If the freezer is not cold enough, low gas pressure could be the cause. If 1.5 inches water column is correct.

For those who have solid state controls, please consider that those circuit boards are not owner serviceable. They cost from \$100 to \$200 each, so mistakes are costly. Besides, they sometimes have mixed voltages on the boards meaning that we could lose a member as well as a board.

For those who decide to change entire refrigerators, remember that later model refrigerators burn more gas, therefore require more cooling air. See Bob Anguish's clever article in the August 1994 newsletter. To this I would add my recommendation for the little solar powered fan made by Nicro Corp., 2065 West Ave. 140th Street, San Leandro, CA 94577. (Model NF28104, \$69) It adds a dimension of safety when trying to get adequate cooling air flow.

Submitted by R. Cooper.

CURRENT OFFICERS

President	Stan Baston, 1348
1st VP	Robert Brubaker, 2501
2nd VP	To be nominated
Treasurer	Duane C. Hedahl, 1175
Rec. Secretary	Nora Schroeder, 3037
Tech Corres.	Bud Cooper, 26019
Newsletter Ed.	Duane C. Hedahl, 1175
" "	(11/95) Tom Howarth, 6490
Blue Beret Editor	Marina Hirsch, Friend
Rally Adviser.	Bob Brubaker, 2501
Librarian/Historian	Bob Pear, 22718
Concourse Stwd.	Forest Bone, 9712
Auditor	Ray Burk, 1190
Sign-up Table	Walter Overgaard, 1107
Membership	Duane C. Hedahl, 1175
Nominating	Bud Cooper, 26019
Photographer	Bob Anguish, 8220
Signs & Prntg.	Forest & Jeri Bone, 9712
Video Chair.	Bill Duncan, 12630
Parade Chair.	Walter Overgaard, 1107
Bulletin Board	Bud Cooper, 26019

Manuals Librarian Patrick Ewing, 3675
Parliamentarian To be appointed.

NEW MEMBERS

Deborah L. Alford &	
A. Sue Kovac	Friend
David & Bunny Arnold	24216
Phil & Betty May Belliveau	01080
Joseph & Emily Benak	02242
Douglass Bennett	23743
Dan & Lucy Brittain	01704
Eric Butler	Friend
Thomas F & Rita Carroll	08298
Bruce & Alma de la Ronde	06004
Frank & Audre Dix	30215
Sam & Joan Girdler	02347
Don & J'Nann Grayson	02758
Thomas & Joan Hancock	15901
William & Lillian Herpich	11801
Frederick & Lorraine Holzman	04961
Birger & Helena Jansson	02548
George & Patricia Johnson	22000
Steven & Susan Leppa	03936
W. J. Marsh, Jr.	03057
David & Mary Martin	Friend
Patrick & Cheryl McFadden	11393
Ken & Deborah Miles	02089
Jim & Ruth Park	07070
Bob & Sharon Patterson	07701
Alfred & Eleanor Peskoe	16486
George & Mariann Pruitt	06667
Howard Ray & Helen Burk	16915
Elbert & Caroline Sargent	09887
Bryan & Beth Smith	Friend
Troy & Felcia Smyth	07820
George J (Jake) Wooten	Friend
Dave & Patrique Gryvna	Friend

Welcome to the new Vintage Club Members.

"Friends" may be joining WBCCI and eventually have a registration number. When we publish a membership directory, we will publish their address.

March 12, 1995

Material for The Vintage Advantage

RIDING IN YOUR TRAILER Ted Keith's article on frame separation, in the March 95 Blue Beret, causes me to remind you again to ride in your trailer at least once a year. He talks about loping tires. I recently detected a badly out-of-round tire by the shaking I felt as we approached cruising speed, 55 mph. Have the navigator take the wheel some day when you are going down the boulevard. Feel and listen for noises, one side usually, which indicate out-of-round, out-of-balance or flat-spotted tires. Note- an out of round (loping) tire can be balanced perfectly but will still shake the trailer. Check brakes by listening for even "rubbing" noise on both sides when they are applied.

You'll be shocked at the noise made by improperly stowed gear, window, door, and ventilator leaks and needless vibrations. True, I don't have to listen to it all the time, but something tells me there will be fewer surprises if everything travels with quiet contentment.

HAVING FUN WITH PROPANE I recently ran across the spring scale that I used to carry in my 27 footer. I used lots of propane in those days and enjoyed catching the cheats who over-charge for a re-fill. Here's how they do it. They place the empty tank on a scale and then tare-out the scale. (This means they arrange to deduct for the weight of the tank itself, setting the scale back to zero.) Then they attach the big brass fitting which fills the tank, thus adding about four pounds to the scale. Then they fill the tank in the normal way, shutting off at 18 pounds, or whatever. Now in this case you will be charged for 18 pounds, but you received 18 - 4, or 14 pounds.

OOPS! Bettye and I just took the Bambi to Oaxaca, Mexico, for a month. We promise not to bore you with the details, but the following conversation actually took place:
Bettye - Look at that bus, someone vomited out the window.
Bud - That was unusually considerate, don't you think?

OPERATOR FITS HEHR WINDOWS While in Texas I got around to replacing a stripped worm-drive window operator for my 63. Surprisingly, I quickly located a replacement made by: Window Components Mfg., A Harrow Co., Miami, Fl. The dealer said they are distributed by various RV supply houses. The arm length is not critical though I got a 7 inch one.

BOWLUS Your Secretary has spent an exorbitant amount of time over the past year looking into the history of the Bowlus trailer. Built by William Hawley Bowlus, it is slightly older than the Airstream, and closely resembles the 36 Airstream. There is one in San Antonio the owner of which let me video details. The history of this fine trailer is coming out little by little. If you have anything to contribute, please contact Coop. It turns out that two members, Tom Williams and Jesse Graves, each have one. Only about a dozen specimens are known to exist. Watch this paper for further details.

JUNK YARD Many of you will be delighted to know that an honest-to-goodness Airstream junk yard is still in operation. I visited it with Dave Palmer, our "sorta" member from U.K. (this used to be called England). Near Jackson Center, the address is:

Mr. Walter Thomas
11398 ST RT 720
Lakeview OH 43331
Ph 513-843-3613

On hand were "Streams" of years 61, 65, 66, and 69, and odds and ends from many later years. Phone for prices and availability. He will pack and ship.

BOTTOM PAN Virtually all vintage Airstreams could stand some work on the belly pan, unless you have recently worked on yours. Due to vibration and electro-galvanic action, the 3/16 inch rivets tear through the pan, or just sluff away. I find 3/16 pop rivets excessively painful to replace, and they may not do the job. Consider this alternative:

At the hardware store buy hex head sheet metal screws 1/4 X 3/4, with steel fender washers to suit. Buy twice as many as you think necessary. I assume that each of you has a piece of old inner tube lying around. Cut a batch of one inch squares. (Don't waste time making them round.) Punch a hole in the center of each. Insert these rubber washers on the screws.

Going underneath, drill out the 3/16 pop-rivets using a drill of say 7/32. This will permit the new screws to be inserted with reasonable ease. Use a ratchet wrench. Put the rubber against the aluminum, then the fender washer. Why the rubber? For kindness to that old pan, and for silence, and hopefully to slow down the galvanic action.

MISCELLANEOUS. Doug Adams reports good progress repairing the floor and cross-members at the rear of his (BARGAIN) 61. Go get-em Doug.

DOVE SEGMENTS All remaining dome segments for Bambi's were bought up by Vest Dallas RV some years ago. Did you know that all the body parts for a Bambi are different from the full width trailers? They also have so-called bright aluminum in sheets for miscellaneous body repairs on all senior beauties.

Those who's trailer domes are made of flat tapered strips, (1957 and older) take heart. If you have serious repairs, the domes can be removed. The segments are then laid flat. Using the old parts as a pattern, new segments are made. The beading on the edge can be rolled in by any skilled tin-smith using standard tools known in the trade. Many, but not all, Airstream dealers have the courage and skill to do this work. Seek and ye shall find.

SERVICE MANUALS Let me hear loud clapping of hands and shouts of approval. Member Pat Ewing, 3561 Sorenson Road, Everson WA 98247, has taken over the job of Manuals Editor. He now has all materials and will be happy to fill future orders. Considerable new material has been received and is in the list published in this issue. Coop is now out of this business, send all orders to Pat.

IMPULSE BRAKE CONTROLLERS Your secretary would like to hear from all members who have opinions regarding the impulse brake controllers now in vogue. Are they as good as the old style which connected directly to the hydraulic system?

WALLY BYAM In Mexico, I happened to meet Mr. Wilson H. Brownell. This remarkable gentleman, while travelling in Khartoum, Republic of Sudan, happened upon Wally Byam and his 1960 Capetown to Cairo caravan. While they waited for travel arrangements to Cairo, he camped with them, spending many hours in Wally's gold trailer, spinning yarns and eating snacks. "Wally was a charming man and a good story teller" he said. Days later, they boarded flat-cars and rolled away. Wilson gave me a photograph of the camp which I duplicated and sent to WBCCI, it's historian, and the Vintage historian. Amazing what one can learn from a chance acquaintance.

Submitted by R. L. Cooper

Extra Notes..

If you have an E-Mail address, please send it to me by "Snail Mail" or drop an E-Mail message to me at:

DuaneH6411@AOL.COM

That will get to me quickly and I'll get back to you and if you want a list of other members with an E-Mail address, we can consolidate a list and put it in the next "VINTAGE ADVANTAGE"

Remember to make arrangements for your gray water before arrive at Amherst. Blue tote tanks should do just fine if you remember to bring one along.

Please send Stan Gaston a card if you have registered for the International Rally at Amherst. I know there are many more going than he knows about, so he would like an update on that. Thanks.. Ed.

If you had a short story, it could go right here instead of just white paper. What do you think! Do you have something to say to the membership? Think about it. We could use some interesting articles.

rev. Feb 23,95

Manuals 14

AIRSTREAM MANUALS

Order all materials from: Mr. Patrick Ewing
3561 Sorenson Road, Everson, WA 98247

Make checks to: Patrick Ewing.

	Date Print	Item No.	Item Price
Packet containing 32 pages:		1	\$7.00
Swirl-o-matic standard toilet	5-60		
Warner Electric Brakes	7-51		
Sure-Stop Brake control	9-57		
Ogden water purifier	?		
Air-lift over-load springs	50		
Dometic (Instamatic) dealer list etc.	57		
Reese hitch	66		
(3) Wally Byam signatures on letters	1949	8	\$2.00
Dometic. Covers models:			
M 16, M 17, MKT 500, L16, LT230, LT312, LT500, L 76, L115. 5 pages	1958	10	\$2.00
Bowen water heater models G-110 and G-117	1958	11	\$2.00
Grover air compressor	1958	12	\$2.00
Misc. Airstream pages, 7 pages	1959	13	\$2.00
Ogden purifier and faucet	&		
Bargeman 60-Q-3 elect. connector	1958		
Use of pressure water system			
How to clean your Airstream			
Use of holding tank, "Gopher Holes"			
Use of septic tank.			
Six pin electrical connector.			
1937 Probably Complete. 20 pages descriptive non-technical sales literature	1937	21	\$4.00
1962 Bambi complete 56 pages unbound	61 to 65	22	\$14.00
1965 Complete manual 56 pages	1965	23	\$12.00
Kelsey-Hayes brake manual 11 pages	1993	24	\$2.20
Henchen Axle specifications	1993	25	\$2.00
Bambi gray water plumbing, rework ideas	1993	26	\$2.00
1964 Complete Manual 56 pages	1964	27	\$12.00
1953? Sales Bulletins, 15 to 32 ft, 20pgs	1953	28	\$5.00
1967 Complete manual 37 pages	1967	29	\$8.00

Dues Notice: Annual dues are due in July. If you joined the Vintage Airstream Club after January 1, 1995, your membership will continue through 1995 to July 1996. Dues for the coming year are \$10.00. Make checks payable to the Vintage Airstream Club. If you have a green check mark on the front of this newsletter, your dues are not due. You have already paid them.


**SCHEDULE OF THE VINTAGE AIRSTREAM CLUB
EVENTS
1995 INTERNATIONAL RALLY**

3/17/95		LOCATION
	SECOND DAY OF CARAVAN PARKING (Sat-24th)	
1:30	Vintage Club Caravan Parade Into Rally Site	
	(Sun.-25)	
4:00-5:00	Vintage Airstream Club Friendship Hour	RS
	FIRST DAY OF GENERAL PARKING (Mon-26th)	
9:00-11:00	Vintage Airstream Club Board Meeting	Mullins Ctr. Rm 304
3:00-4:00	Vintage Airstream Club Meeting	Mullins Ctr. Rm 304
	SECOND DAY OF GENERAL PARKING (Tue-27)	
4:00-5:00	Vintage Airstream Frindship Hour	RS
	FIRST DAY OF RALLY (Wed-28)	
3:00-5:00	Vintage Airstream Polishing Demonstration	TBA
	SECOND DAY OF RALLY (Thur-29)	
9:00-11:00	Vintage Airstream Club Business Meeting	Mullins Ctr. RM 304
2:00-4:00	Vintage Airstream Board of Directors Mtg.	Mullins Ctr. Rm 304
	THIRD DAY OF RALLY (Fri-30)	
1:00-4:00	Vintage Airstream Club Open House & Concourse	RS
4:00	Vintage Airstream Club Group Picture	RS
	FOURTH DAY OF RALLY (Sat 1)	
4:00-5:00	Vintage Airstream Club Friendship Hour	RS
TBA	Vintage Airstream Club Board Meeting	TBA
	FIFTH DAY OF RALLY (Sun 2)	
7:00 AM	Vintage Airstream Club-Breakfast	Mullins Center
	SIXTH DAY OF RALLY (Mon 3)	
9:00-11:00	Vintage Airstream Service Seminar	Mullins Ctr. Rm 304
3:00-4:00	Vintage Airstream Club Meeting	Mullins Ctr. Rm 304

TBA---TO BE ANNOUNCED AT RALLY

RS----RALLY SITE-VINTAGE AIRSTREAM CLUB AREA

rally1b95

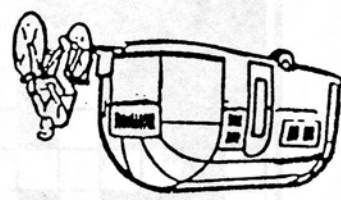



ACROSS

5. _____ pump (newer water system)
 7. Expensive CB with restrictions
 8. _____ of Liberty
 11. Pair or triple axles
 13. _____ grease (main ingredient for polishing aluminum)
 17. Blue _____ (funny hat, good magazine)
 18. Far away area next to what you're in
 20. _____ Rally (bring your own experimental airplane)
 21. _____ regulator (what you need if the dump valve leaks)
 23. Portable _____ (noisy thing to make lights)
 24. 4 way emergency lights
 26. What? in Canadian
 29. Circle the RVs, dismount & fight on foot
 36. Wide scenic highway hidden by billboards
 37. A quiet power plant, days only
 38. _____ station (what your wife keeps looking for)
 40. Motorhome with engine in rear
 41. Dave _____ (executive director)
 42. Group of people going somewhere, they think
 43. Electrical earth
 45. Good tow vehicle

DOWN

1. What Snowbirds use going south
 2. Call _____ (directs your call to the wrong number)
 3. _____ Advantage (newsletter)
 4. Self Addressed Stamped Envelope
 6. Tailgating to save fuel
 8. Past tense of spice
 9. What is inside a Region
 10. Mexican Davenport
 12. Last one to hook-up
 14. _____ bar (device to bring car along)
 15. Trailer with motor, steering wheel
 16. _____ Cadillac (pickup)
 19. _____ Torque (type of axle in Airstream Trailers)
 21. Has a flag & stands in mud
 22. _____ hour (4 pm usually)
 24. _____ timers (lost the house, kept the Airstream)
 25. More important than house
 27. _____ '95 (at Amherst, MA)
 28. Hot Air Balloon Rally
 30. First one to hook-up
 31. What came with a hail storm in ND
 32. _____ ad (written to sell something)
 33. Willy _____ ("On the Road Again")
 34. Wally Byam
 35. _____ Center (home of Airstream)
 39. _____ tail (if you have one, it's the wrong one)
 44. Vintage Airstream Club



The Vintage Airstream Club
 Duane C. Hedahl, Treasurer
 2225 9th Ave. South
 Great Falls, MT 59405

Membership Application ----- The Vintage Airstream Club

Last Name _____ First Name _____

Spouse Name _____

Address _____

City _____ State _____ Zip _____

Phone _____ WBCCI # _____ Unit # _____

Trailer Year _____ Length _____ Model _____ Ser. No. _____

Hobbies, interests _____

Occupation now or before retiring _____

To become a member, send this form along with your dues payment of \$10.00 to:
 Duane C. Hedahl, VAC Treasurer, 2225 9th Avenue South, Great Falls, MT 59405