

THE VINTAGE AIRSTREAM CLUB

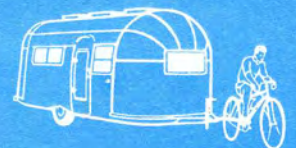


Presents

THE VINTAGE ADVANTAGE NEWSLETTER

In this issue

- ⊕ **GEORGE AND MARIANN FRUIT** collective
- ⊕ **ATTRIBUTES SURVEY** bud cooper
- ⊕ **TALKING AIRSTREAM IN EUROPE** anthony slocock / tom howarth
- ⊕ **LET'S ROLL! VAC GOING TO BELIZE** bud cooper



www.airstream.net

Volume 7
End of Summer, 2000
Issue #4

TABLE OF CONTENTS

Vintage Airstream Club
Elected Officers (2000-2001)



The President's Message	p2
The Editor's Desk	p3-4
VAC Announcements	p5-6
VAC Membership Report	p23-24

The Articles and Essays

George and Mariann Pruitt	p7-8
Wagon Wheels Caravan	p9-10
The International Rally	p11-12
Attributes Survey	p13-17
Belize Caravan!	p18-19
Coops Corner	p19-20
Airstreams in Europe	p21-22

Don Perry (#5031)
 President
 4 View Street
 Greenwich, CT 06830-6126
 203.869.1180
 Dps5031@aol.com

Tom Reed (#10283)
 Immediate Past President
 1038 Meadowview Court
 Corona, CA 91720
 tereed@pacbell.net

Noland Vogt (#447)
 First Vice President
 447 Maple Way
 Woodside, CA 94062
 650.364.7458
 Noland@flash.net

Rick Davis (#1602)
 2nd Vice President
 P.O. Box 328
 Jamestown, TN 38556
 K8DOC@twlakes.net

Tom Howarth (#6490)
 3rd Vice President
 5860 Scaggs Road
 Owings, MD 20736-4200
 howarth@airstream.net

Patrick Ewing (#3675)
 Treasurer
 3661 Alm Road
 Everson, WA 98247
 360.988.8407
 pre52@gte.net

Linda Moore (#15116)
 Membership Chair
 131 Castle Hill Road
 PO Box 4173,
 Windham, NH 03087
 603.881.5299
 MooreLinda@airstream.net

The Presidents Message

WELCOME AIRSTREAMERS

I would like to thank Tom Reed and all officers for the year 1999-2000 for a job well done. I hope I can call on you when your expertise is needed.

I'd like to express my sincere appreciation to the membership for electing me to the office of President. I'll try living up to the high standards set by our previous Presidents. I'd also like to congratulate the newly elected officers to their positions. I know that between us we can add to the growth of VAC.

The restoration and internet areas of VAC are growing by leaps and bounds. They are popular areas of VAC which are in very capable hands. My goal is for VAC to be more visible and active in the regions of WBCCI. To reach this goal, I'll need the help of you, our members. We need representation in all twelve regions of WBCCI. As of now, we only have eleven regions represented. We need a representative in Regions 6 and Regions 8. If anyone would be interested in accepting an appointment in this region, a job description follows, please let me know. We need volunteers to help make VAC grow in areas that are of interest to a broader membership.

We may have older trailers, but we have younger members. We need to broaden our activities to involve these members. We need to be active in areas that members can have easy access, not just at International. If they need help with a question, or problems with their trailers, we need

someone in their regions they can turn to. This might seem to be a difficult job, but your past officers performed most of these things themselves. Now that the VAC has been growing at such a fast pace, As your President, am asking you for help. We need closer contact with our members. VAC isn't just an Intra-club of WBCCI, It's a Intra-Family of WBCCI. Lets try doing things on a regional basis so we can form a closer bond.

Job Description for VAC Region Representatives

1. To be the contact for people in the region who have VAC questions.
2. To promote VAC activities at Region & Unit levels.
3. To help organize Vintage activities in the region, such as gatherings, etc.
4. To be the representative for the region at the annual board meeting.
5. To be the person VAC can contact with questions pertaining to the region.

It has been brought to my attention by various people in the WBCCI community, that the VAC is starting to think of its self as an elite group. Demanding special privileges and not participating in other WBCCI functions when attending events that have VAC participation, such as International, Region Rallies, etc. I've tried explaining how the VAC adds to these affairs but maybe we should make more of a concentrated effort to participate in other programs, not just our own. After all we are WBCCI members first, as we sometimes forget.

Volunteer, Participate, Have Fun.

Don Perry (#5031)

Dps5031@aol.com

Appointed Board Members

Bud Cooper (#26019)

Technical Correspondent

Winter Address: 1401 South Cage Blvd., #600, Pharr, TX 78577 ph:956.783.5641

Summer Address: 6982 Bonaire Court, Rockford, MI 49341; ph:616.874.8291
RUC00p@aol.com

Bryan Burkhart

VAC Newsletter Editor
2479 Folsom Street
San Francisco, CA 94110
415.643.4332
bjb@sirius.com

Kevin Allen (#6359)

Webmaster
110 North Grove Street
Livingston, WI 53554
kallen@mail.tds.net

Terry Tyler (#6477)

Blue Beret Editor
4 Columbia Drive
East Greenbush, NY 12061
tylerbears@mindspring.com

Bill Scott (#3221)

Concoursed'Elegance Steward
2118 Tryon Rd., T4,
Longview, TX 75601
wescott50@webtv.net

Duane Hedahl

Publications Manager
2225 Ninth Avenue South
Great Falls, MT 59405-2843
406.761.2007
hedahl@airstream.net

Fred Coldwell (#1510)

VAC Historian (& Manuals Librarian)
2031 Krameria Street
Denver, CO 80207
Agrijeep@aol.com

Joanne Ewing (#3675)

Parliamentarian
3661 Alm Road
Everson, WA 98247
360.988.8407
pre52@gte.net

Bonnie Herman (#8556)

Recording Secretary
2092 Culbreath Road C-12
Brooksville, FL 34602



AIRSTREAM

The Editor's Desk

WOW! THE EDITORS DESK GETS BUSY and a little messy, still, the summer issue of the VAC arises like a phoenix from the ashes, landing in your mailbox hopefully smelling like fresh ink!

This is my first VAC presidential transition, without pollsters, political consultants, horrible commercials talking about nothing, without mud-slinging, no posters to pull down, no confetti to clean up, the torch smoothly passed from Tom Reed to Don Perry. A simple nod of the head. As for me, I will continue to celebrate the growth of the VAC through a constant evolution within the newsletter. Ok, where was I . . .

Thanks to all the contributors to this issue: the writers, the photographers, (the printers!) assembly and distribution, and all the caravaners who have had a good time at the events covered or not covered in this issue. Keep rolling.



VISITING HUMBOLDT REDWOODS STATE PARK.
SWIM IN THE EEL RIVER. SEE I GET OUTDOORS.

In order to keep this lively, your reader input is always necessary. Please continue to send stories (hopefully with a photograph). General feedback towards the newsletter: the good, the bad, and the ugly, comments about articles within are welcome. Put a stamp on it. Send the strange and unusual along with the practical. As with all submissions, please send a digital version along with the printed story. Contact me if you have a question(s).

Within this issue is an "Attributes Survey". I believe it to be the most complete to date on Airstream through the years. Please take the time to cut out, fill out and send in.

I had an enjoyable time in Bismarck for the International over the summer and got to see many of you during the week. I suspect by the time this gets to your mailbox you'll just be returning from several of the intriguing travels I heard about. Welcome back.

Again, in the spirit of the unusual, I have included several photographs from several photographers who have caught a spirit of curiosity, one linked strongly to "mobility" to phrase Bud Cooper, and another image that captures mobility as it settles down (the trailer wanting to be a barn). What's my next trailer outing? Olema. Looking forward to it because it's in Point Reyes, California which is just a plain pretty place to be, it's nearby and my radius is small, but most importantly, I like oysters and it has plenty.

Best to all, enjoy.
Bryan Burkhart

June, 2000

Bryan,
I just wanted to thank you for the newsletter. I have a 1955 Bubble, know little about trailering, just know, I love it! Look forward to learning and reading everything I can on Vintage Airstreams. Were you and your Airstream parked in Santa Cruz, CA. in May along the beach near Twin Lakes State Beach? A friend rushed over to tell me there was an Airstream in Santa Cruz...

Warmly,
Nancy Dominick

Nancy,
Yes, I was in Santa Cruz, stopped for a while along the coast because it was so beautiful at the shoreline before continuing into Felton for the weekend. There was a vintage vacations rally there... (SEE PICTURE) Thank you for the nice water color.





Nancy Dominick




FELTON, CA, 2000, 3 BEAUTIES FROM THE 40'S
PHOTO: BJB

Not Airstreams, but all are well inspired.

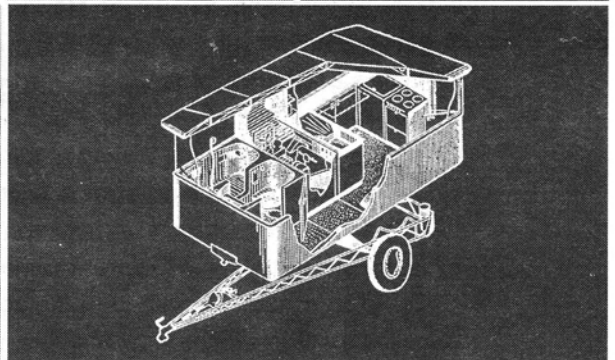
THIS TINY UNIT HAS ATTRIBUTES OF BOTH A BOWLUS AND EARLY AIRSTREAMS, BUT IS NEITHER. PROBABLY BUILT BY A TALENTED INDIVIDUAL WHO HAD SOME TIME ON THEIR HANDS AND NEW HOW TO BUILD STRESS SKINNED STRUCTURES. UNIQUE? OH YES, 1936 WRITTEN IN PAINT, NO PLAQUES OR NUMBERS. RICHARD MCFARLAND IS NOT SELLING, BUT FIXING, AND WOULD LIKE TO KNOW MORE ABOUT IT. CONTACT: ESTATEWAGONS@WORLDNET.ATT.NET



UPSTATE NEW YORK, TRAILER TRYING TO BE A BARN.
PHOTO: TULSE LUPER



"WALLY, ARE YOU OUT THERE?"
PHOTO: BUD COOPER



THE MECHANICAL CORE. BUCKMINSTER FULLER, 1942

VAC Announcements *for places to go and people to see*

THIRD ANNUAL VAC NORTHEAST GATHERING

When: The extended weekend of November 2-5, 2000
Where: Harpers Ferry KOA and Conference Center in Harpers Ferry, West Virginia.

Description: The Third Annual Vintage Airstream Club (VAC) Northeast Gathering is being hosted by the Washington DC Unit (WDCU) Their website can be accessed a www.koa.com/where/md/48107.htm or they can be reached for further information at 304.535.6895, email: hfkao@intrepid.net

The campground is located adjacent to the Harpers Ferry National Historical Park which is at the junction of the Shenandoah and Potomac Rivers. Nearby are Antietam and Gettysburg battlefields, the Appalachian Trail & C&O Canal and numerous forms of entertainment including the Charles Town Races. It promises to be a great weekend, so come on out and enjoy a part of your Nation's history as well as the well known VAC hospitality!

We have 35 spaces reserved for this year's event and will be given their winter rate a month in advance. The costs are \$25/night for two people per unit with an additional cost of \$3.95/night for each adult and \$2.95/night for each child. For those of you who aren't able to bring your vintage Airstream with you, there are various sized cabins available for which reservations must be made in advance. Brochures are available which list the rental rates for those as well as directions.

To make reservations, please contact the Harpers Ferry KOA and tell them that you are coming for the "VINTAGE AIRSTREAM CLUB" rally and will be parking with the group. You need to make your reservations directly with the KOA. Upon arrival and check-in, each attendee will receive an additional 15% discount.

Contact: Contact the Rally organizers, Harley Muse or John Gilliland @ 301-725-2983
email: hcmjdg@airstream.net

2nd Annual Vintage Airstream Club California

When: October 4 -7, 2000
Where: Olema Ranch Campground, Olema, Ca

Description: This years 2nd Annual VAC Fall Rally will take place in an area that is known for the beauty of the Northern California coast line and the endless variety of things to do with in a short distance of where we will be gathering. We will be staying at the Olema Ranch Campground which is located in the Point Reyes National Seashore Park adjacent to Tomales Bay. Our basecamp will allow you to visit the Golden Gate National Recreation area, Tamalpais State Park, Muir Woods, the historical Point Reyes Light House, Bodega Bay, the wine country of Sonoma and whale watching and elephant seal watching in Drakes Bay. We have been fortunate enough to have arrangements made for a private tour and wine tasting at the Sonoma-Cutrer Winery.

Owners of Airstreams or Argosys twenty five years and older are welcome and you do not have to be a member of the VAC to attend. We will have full hookups and shower facilities are available. Restaurants and shopping are available nearby in the quaint towns of Olema, Inverness and Point Reyes.

Camping spaces are limited to 30, so be sure and get your reservations in early.
Deadline for reservations is September 1, 2000.



*no more space
available, sorry!*

continued next page

VAC Announcements *for places to go and people to see*

2nd Annual Vintage Airstream Club California (continued)

Reg. fee: \$28 per night parking, \$25 per person rally fee (includes BBQ Dinner, rally t-shirt and rally plaque)
Contact: Tom Toedter at 707-528-1181 days, 707-874-1381 evenings, e-mail: ttoedter@sonomacutrer.com
Tom Reed at 909-735-3920, e-mail: tereed@pacbell.net

Send Check to: Tom Toedter, 1835 Joy Ridge Dr, Occidental, Ca 95465

Reg. form: trailer year length number in party contact information

arrival date total nights circle shirt sizes: (S, M, L, XL,
XXL, XXXL), add. shirts \$10 each

*no more space
available, sorry!*

VINTAGE AIRSTREAM CLUB CALIFORNIA SPRING RALLY

Where: Bass Lake, April 18-22, 2001
(that's right, 2001, for the super planners...lets call it an advanced notice)

The Vintage Airstream Club is returning to Bass Lake. Last years Fall rally at Bass Lake was such a success that we decided to do it again. We got to see Yosemite, the Redwoods and Aspen Groves in the fall. Now we are planning on seeing the same spectacular beauty in the spring. April is one of the best times of year to visit Yosemite when the water falls are at their fullest. Details for the spring rally are in work and will be announced soon. So mark your calendars for April, 2001.

REGION 2 RALLY RECAP

The 2000 Region 2 Rally was held at the Kutztown Fairgrounds in Pennsylvania from Wednesday, May 24th to Monday, May 29th. The Rally was well organized and had a host of activities including nightly entertainment, local tours, flea market, children activities and many meals. For the first time, this Rally also included special Vintage Parking and a Vintage Airstream Club (VAC) Open House on the afternoon of Saturday, May 27th. The Open House was then followed with a VAC Social Hour. There were 191 total Airstreams (including 14 children) at the Rally with 17 vintage trailers parked together. Many of the other trailers around the Rally also qualified as vintage and space providing in the future, will also join in with the vintage parking. Next years Region 2 Rally will be in Toronto, see you there!

Tom Howarth, #6490


I WANT TO THANK ALL INDIVIDUALS WHO CONTRIBUTED AND WROTE IN REGARDING THE PRUITTS.

GEORGE AND MARIANN PRUITT TAKE FINAL CARAVAN

GEORGE PRUITT
INTERNATIONAL RALLY
BOISE IDAHO, 1998



MARIANN PRUITT
INTERNATIONAL RALLY
BOISE IDAHO, 1998



GEORGE PRUITT IN ACTION
INTERNATIONAL RALLY
BOISE IDAHO, 1998

To all,

Many of us have enjoyed the friendship of George and Mariann since they joined The Vintage Airstream Club in 1992. They were charter members.

In July of 1993 at Bismarck ND, Mariann volunteered to serve as recording secretary, a job which she did superbly till her death.

In February, 2000 they attended the rally at Fredericksburg, TX. They enjoyed this rally which focused on the Capetown to Cairo caravan of 1959.


Unfortunately, the old Bambi was giving George many problems particularly with water system leaks.

This year there was a caravan preceding the international rally. At Spearfish SD, George and Mariann showed up with a new tow vehicle and a new restored vintage Airstream. It was a beautiful rig and they were so proud of it.

While caravanning, George was taken ill in Belfield, ND. He was rushed to a hospital in Dickinson, ND where he was pronounced dead. He died doing what he loved to do.

Within a few weeks, at their home in Nacogdoches, TX, Mariann, who was not in good health, also passed away.

Bud Cooper



ED DAVIS AND GEORGE PRUITT
INTERNATIONAL RALLY
BOISE IDAHO, 1998

To all,

We arrived home a few hours ago from being on the road and received some more sad news that I felt you all needed to now about immediately. I'm sure most of you are aware of the untimely death of George Pruitt during the wagon wheels caravan on June 16. I just received a message that George's wife, Mariann, passed away suddenly on July 10. I don't know all of the details because I have only spoken to one of their granddaughters. The only information she had was that Mariann probably died from lung and kidney failure.

The funeral was taking place today, Saturday.

If you wish to send your condolences to the family they can be sent to:
1722 Martinsville Road,
Nacodoches, TX, 75961.

Please forward this to others that I have failed to include.

Tom and Corinne Reed

To all,

Many of us had the opportunity to travel with, and get to know both George and Mariann Pruitt over the years. My first introduction to George and Mariann was on the Wagon Wheels Caravan through the Sawtooth Mountains of Idaho as we made our delightful and slow descent to the International rally 1998, in Boise, Idaho. As I photographed each moment on the road and then at the many campsites, I had the great fortune to meet a great group of people that could be described as the core of the VAC and a caravan that I will never forget. Lucky me. As the weeks went by my friendships grew and it was quite evident that both George and Mariann were a true kick in the pants, always making both me and my friend, Woods Wheatcroft feel welcome, laughing with both charm and humour. Non-stop. I thought Mariann was going to take Woods back to Texas! At the end of the time in Idaho, the Pruitt's extended an open offer to visit them in Texas. Upon sending the Pruitts a copy of the Wagon Wheels photo book that I put together for each person on the caravan, I received the warmest note from Mariann and George thanking me for the effort. It made the whole project worthwhile. We sent letters back and forth several times since that trip. The Pruitts will be missed but their spirit most certainly lives on, within the individuals they touched within the greater VAC. Several photographs of George and Mariann are re-printed here from the caravan in Idaho.

Bryan Burkhart



GEORGE + MARIANN PRUITT
SAWTOOTH MOUNTAINS, IDAHO
1998

Vintage Airstream Club Caravan Wagon Wheels 2000

June 14th to June 25th

the text to this article was written and collected by Kathy Hunt and three other individuals who's names I cant read! Apologies to the three individuals...

June 13 & 14

Twenty-five Shiny Vintage Airstreams from all over the U.S.A and Canada converged on Spearfish City Park Campground in South Dakota to meet under the trees beside the Little Missouri River. It was so good to see old friends from far away and to meet new ones.

We found a lot to do in the area: Mount Rushmore National Monument, Custer State Park (with its Bison herds and "Begging Burros"), Deadwood, The Passion Play, Spearfish Canyon and Spearfish itself with the Historic Fish Hatchery and its beautiful Museum.

Our first meal together in the clubhouse was South Dakota Trout, Laser de-boned, barbecued, and delicious.

June 16-18

From Spearfish we bumped our way up Highway 85 in the rain to Medora, North Dakota, 200 miles north. When we reached Medora Campground we heard the shocking news that one of our VAC Charter Members and dear friend, George Pruitt has passed away in Belfield, just down the road from Medora. Tom and Corrine Reed stayed with his wife, Mariann, in the Dickenson Hospital Guest House until her daughters arrived to take their Mother and Father back to Texas. We all took comfort in knowing that George left us doing what he loved best since 1960's; Airstreaming with his friends.




bettye cooper and tom reed
photo: bud cooper

The beautiful Badlands of Medora offered us so many interesting activities, the two rainy days didn't deter us. Everyone enjoyed th Pitchfork Fondue dinner, a big rib-eye stuck on a pitchfork and cooked in hot oil, which we ate sitting on the top of a butte with a view of the valley and the Elk that roam the bluffs. Many of us enjoyed the Medora Musical, a celebration of North Dakota and Theodore Roosevelt in song and dance.

The Theodore Roosevelt National Park was a must see. We drove a 36 mile loop through the green canyons surrounded by colorful bluffs, viewing Bison, Elk, Wild

Horses and Prairie Dogs. Medora had many restaurants, museums and friendly people to enjoy.

One night we able to use up all the wood that Don and Ora Whichman brought from home (California) for a bon fire, complete with sing-a-long accompanied by Bonnie Herman on the Autoharp.



bettye and the VAC, the road less travelled,
and that made all the difference. / photo: bud cooper

June 19-20

Our next reck North took us through Grassy Butte, where most of us stopped to see the "old sod house". Built in 1912, and run by two lovely ladies who greeted us with hugs, it served as the Post Office until the early '60's. Now its filled with many antiques an hand-crafted items including jars of Choke Cherry Jam. Also on our way was the Northern Section of the Theodore Roosevelt National Park. From the flat Dakota Grassland we again descended down into Badlands, washed deep by the Little Missouri, but with strata of beige and gray, not the bright reds and yellows of the section to the South. Besides the large herd of Bison, we saw Longhorn cattle grazing peacefully in the green valleys

That afternoon the Main St. of Watford City was lined with Vintage Airstreams near the only grocery store we will see for quite a few days. We all parked on the grass of Tobacco Gardens Recreation Area on the banks of Lake Sakakawea. At the club house that evening we indulged in a real pit barbecue dinner. Our roast pig and beef had been cooking underground since 6am that



wagon wheels caravan / photo: bud cooper

morning. Then we were treated to the songs of a local father and his daughter, Gene Veeder and Jesse, playing their guitars and spreading warmth and love among us with their singing and report.

On the 20th there were many things to see; Fort Union; which was a Trading Post, and Fort Bufford, site of a Military Post at the confluence of the Yellowstone and Missouri Rivers, plus the Museum in Watford City which held many family treasures of about 100 years.

That evening we had a Pot-Luck Dinner in the Clubhouse and celebrated the anniversaries of Bud and Bettye Cooper, Ruth and Ed Maloney and Herb and Faye Spivey, as well as the Birthdays of John Skadden, Bud Cooper and John Dustin. Our speaker for the evening, John O'Conner, a Watford City High School teacher and a summertime Ranger from Roosevelt National Park, related some of the primitive medical practices that were used on the Lewis and Clark trek. Bleeding and purging were the usual treatments for every illness, and still "only one man died".

When we left on Wednesday a caravan of 15 trailers, led by a local scout, traveled over dirt roads, through pastures and oil fields, along Lake Sakakawea before rejoining the group at Four Bears Campground and Casino. When we arrived there Bonnie Herman asked Pat Brandlin to "do her roots", so Pat put on the color and went off to the shower while Bonnie waited the required 45 minutes, during which time the telephone company broke the water line and there was no water for Bonnie. We gave her a bucket of warm water to save her. Seems like this may have happened before.



chow time / photo: bud cooper

Some of the main attractions in the area were the Four Bears Casino, the Historic overlook showing the town of Sansish, and Wolf's Trading Post where Paul Drag was scalped at someone's barber shop. Some people visited Reunion Point where Lewis rejoined Clark on their homeward trip.

June 23-25

Friday on the way to Fort Mandan, part of our group met a Mandan Indian named Wolf, whose Great grandfather was a scout for George Armstrong Custer. Another group visited the Garrison Dam, that turned the Missouri River into huge Lake Sakakawea.

At the park by Fort Mandan, Bud Cooper and John Brandlin, using a 50 ft. extension cord, laid out a plan for Wagon Wheel parking with spokes of shiny trailers, While there most of us walked down the lane of trees to the reproduction of Fort Mandan on the Missouri where Lewis and Clark spent their first winter. Then our Wagon Masters had scheduled a tour for us of the Lewis and Clark Interpretive Center in Washburn. After lunch many of us visited the Washburn Museum, the old Ferry Boat on the river, the One Room Schoolhouse and the Knife River National Monument. At Knife River there was an original earth house owned by the women of the Mandan Tribe. It was here Sakakawea joined the Lewis and Clark Expedition. On Saturday Evening we celebrated our last night together with a Barbecue Buffalo Dinner at our campground served by the Lewis and Clark Cafe in Washburn. We thanked our Wagon Masters, Kathy Hunt and Pat and Joanne Ewing with plaques for them to put in their trailers and a lot of applause and hugs for the wonderful time they planned for us.

Scenes from the INTERNATIONAL RALLY

Bismarck, North Dakota, 2000

Friday, June 30th, 2000

Concours d'Elegance. Forty eight vintage trailers are parked in the Vintage area, and most are making ready for the Open House and Concours Judging. Concours d'Elegance, (Say concourse della-gahns) is French, meaning a coming together for elegance. Originally it was used to judge horses and carriages. Today it is used for judging boats, planes, sports cars, classic cars, and others. This is a fun game, and not to be taken too seriously.

The results were announced at the annual Breakfast on Monday, July 3, Y2K, and here they are;

- Great Ideas (Awnings)** Scott and Lise Scheuermann, #13497,
1960 Overlander
- Awesome Interior,** Wayne and Linda Moore, #15116, 1966 Trade Wind
- Shiniest Trailer,** Ron and Betty Longwood, #2895, 1966 Caravel
- Best Bambi,** Herb and Faye Spivey, #6074, 1964 Bambi II
- Oldest One Owner,** Dr Norman Holman, #1935, 1935 Torpedo,
65 years old.
- Best Decade of the 40's** Bud and Bettye Cooper, #26019, 1948 Liner
- Best Decade of the 50's** John and Ester Dona, #5071, 1955 Bubble
- Best Decade of the 60's,** (Best, Reserve and Honorable Mention)
- Best,** Ron and Betty Longwood, #2895 1966 Caravel
- Reserve Best,** Ed and Sandy Emerick, #4425, 1968 Sovereign
- Honorable Mention,** Scott and Lise Scheuermann, #13497,
1960 Overlander
- Best Decade of the 70's**
- Best,** Don and Nicole Crosland, #10235, 1975 Excella 500
- Reserve Best,** Peter and Patricia Kennett, #4677, 1975 Excella 500
- Honorable Mention,** Fred and Joan Webster, #4555, 1975 Sovereign
- And finally the three trophy winners.
- Best Tow/Trailer Combination**
- Chuck and Dianne Grote, #6770, 1966 Caravel and a 1936 Ford Roadster
- Member's Choice,** (From a voting of the members)
- Wayne and Linda Moore, #15116, 1966 Trade Wind
- Best of Show,** Chuck and Dianne Grote, #6770, 1966 Caravel.

The winners present at the breakfast were given Certificates, Ribbons, and Trophies. Plaques with th suitable engraving will be mailed to all the winners when they are completed. I would like to thank all those that participated in the concours and particularly congratulate the winners. I hope you all had a good time and enjoyed the Open House.

Best Regards,
Bill Scott, #3221



Look at this view? VAC happy hour
Bismarck, ND, 2000 photo Wayne Moore

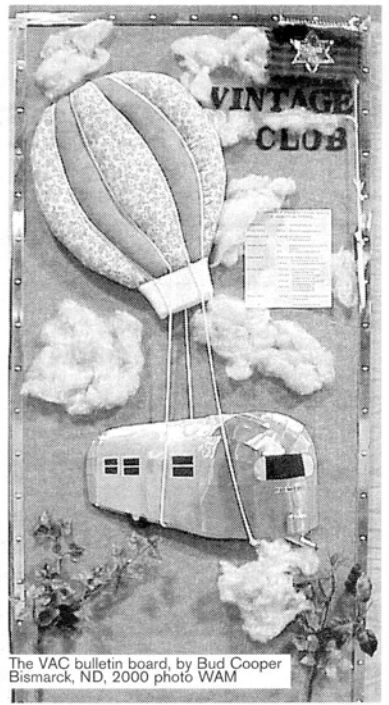


the future looks bright.
bismarck, ND, 2000 photo bjb



international rally, bismarck ND





Ed Davis and his movie star smile ...
Bismarck, ND, 2000 photo bjb

The VAC bulletin board, by Bud Cooper
Bismarck, ND, 2000 photo WAM



Looks like trouble to me ...
Bismarck, ND, 2000



Amazing color sunset, printed black and white ...
Bismarck, ND, 2000 photo Wayne Moore



The parking crew... working hard? hardly working? or is it VAC happy hour?
Bismarck, ND, 2000 photo Wayne Moore



Attributes Survey

YOUR CONTRIBUTION WILL MAKE A DIFFERENCE

by Bud Cooper

The following five pages constitute the Attributes Study. PLEASE COMPLETE THESE FORMS FOR EVERY AIRSTREAM OR ARGOSY YOU OWN.

The point of all this is that your club plans to do something about the shameful lack of information on vintage Airstreams. The questionnaire which follows asks you 46 questions about your trailer. Take the time to answer them correctly. You will be making a significant contribution to Airstream knowledge. We know that if enough people answer these questions, many mysteries will go away. Once tabulated, the combined knowledge will represent a major step forward for Airstream enthusiasts everywhere. To thoroughly decode the serial numbers would alone make it worth the effort. (We now understand them back to 1959.)

Over the years, Bud Cooper, Bryan Burkhart, and others have made surveys in an effort to collect basic data. These were good training exercises, but by no means did they produce the quantity and quality of information required. We are interested in all Airstream and Argosy products from 1936 to 1985. Trailers were produced from 1936 through 1938, then, after the war, from 1946 through 1985. During much of this time there were two plants in operation, and for a short time three. It was the policy to build all models at each plant. They did so with surprising variations. In average there were about five models. All of these variations add up to 430 different products for which we need answers. We need to know about every trailer you have in the club, that is around 1500. There are about 130,000 Airstreams out there somewhere. It is estimated that we will need about 2000 responses, and even so there will be certain rare models for which we have no data.

If you need more copies, please duplicate them. Or, send a SASE to:

Airstream Attributes Study
Rutherford L. Cooper
6982 Bonaire Ct.
Rockford MI 49341-9646

You are being asked by the Vintage Airstream Club to assist in this detailed study of vintage Airstream. As you know, many details of construction have changed down through the years. Now complete records exist showing when and where changes were made. In some cases the year of a trailer is uncertain. You now have a chance to remedy this situation.

Please give of your time and knowledge. Fill out this form fully and carefully. You can make a serious and lasting contribution to Airstreams vast and mostly unknown evolution. Fold this form, add your 33 cent postage, a piece of Scotch tape, and mail to Bud Cooper.

Airstream Feature Chart

Owner

Airstream Product

Name _____

Serial No. _____
Include everything

Address _____

Del. No. if any _____

City, State, zip _____

Model _____ Long _____

Ph _____

Year _____ Date _____
Built Built

email _____

Factory Location If Known _____

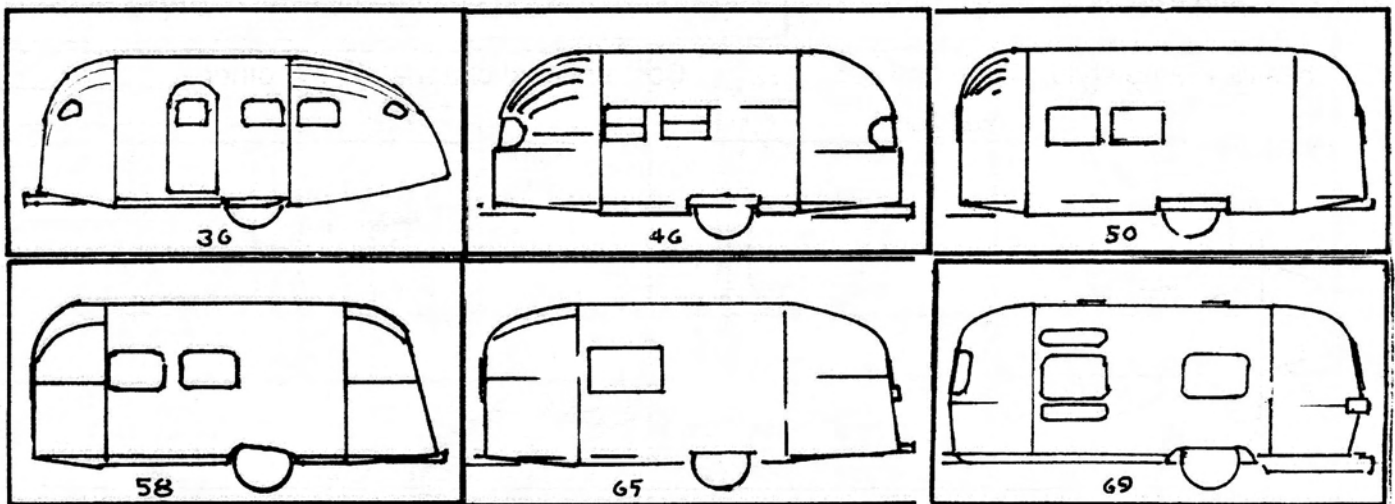
WBCCI no. _____

Trim Level _____

Example-Land Yacht, Excella, etc.

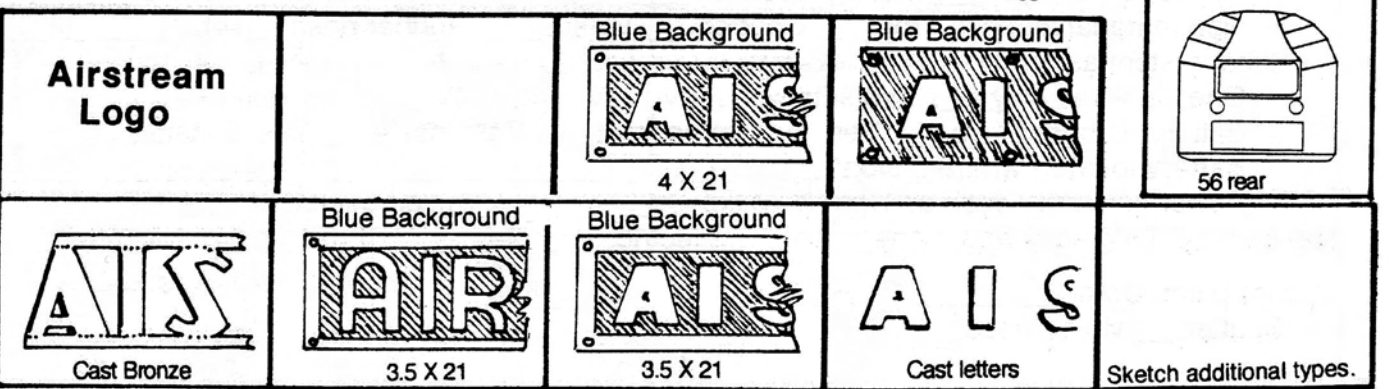
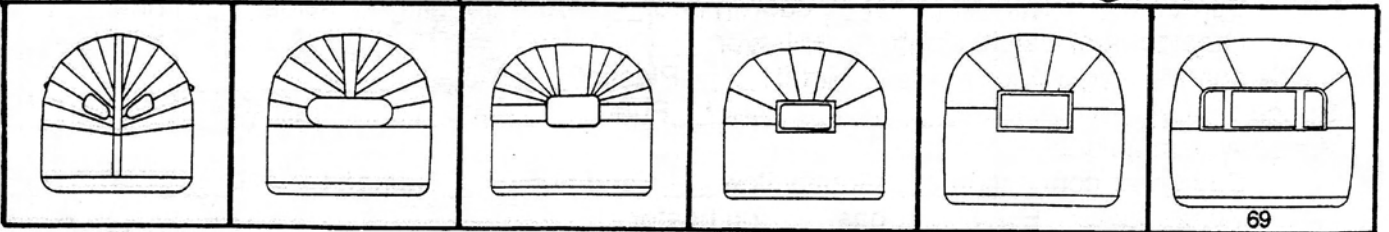
If additional name plates, note on last page.

Profile, body Circle correct one, or sketch your style.



Front Dome Circle exact one

©RLC



Name Plates. If you have name plates other than those illustrated earlier, please describe them-

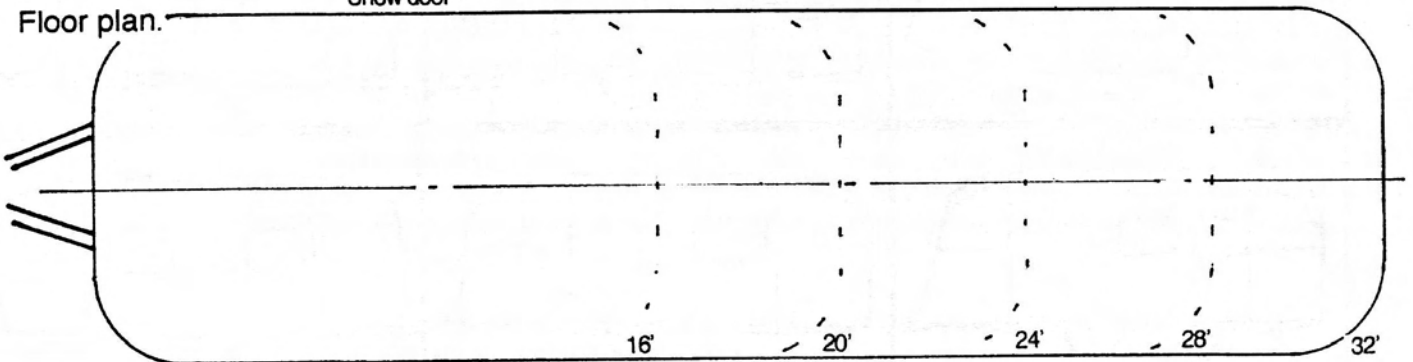
Location	Shape, size, content
Location	
Location	

Window, Front and Rear.
If different from the others, specify size, features, and sketch.

Chassis-Frame style. Tube and outrigger___, Conventional channel 4"___, other_____

Floor plan.

Show door



Door. Hinged at front?___at rear?___
Hinges. carbon steel (Rusty)?___, stainless?___, single lg. cast Al?___, 2 cast Al hinges___
Screen door. Takeoff panel___, door-in-door___, separate, hinged inside___, none___.
Outside door Latch. Knob___ or Lever___.
Inside domes. (Ceiling at front and rear) Metal?___, Plastic?___, other_____
Space Heater. Style, make._____, Blower?___, Fuel_____, Catalytic___, radiant but not cat. ___.
Water system as built.

City water connection___, Gravity flow___, Hand pump___, Demand Pump___

Water heater Elect. ___, gas ___, no heater___.

Storage Tank yes___, no___, Location_____, Gals._____, Material_____.
pipe material as built. Iron___, Copper___, Plastic___, Rubber hose___, other_____.

Electrical system as built. This means inside lights and outlets, not running lights. 120V to 12V

One set wires only___, Two sets wires, 6V (12V) and 120V___, transformer_____

Battery on board, No___, Yes, outside on front___, Yes, inside___, Yes, 2 inside___.

Battery located where inside?_____

Power converter such as Univolt. Make_____, amps output_____.

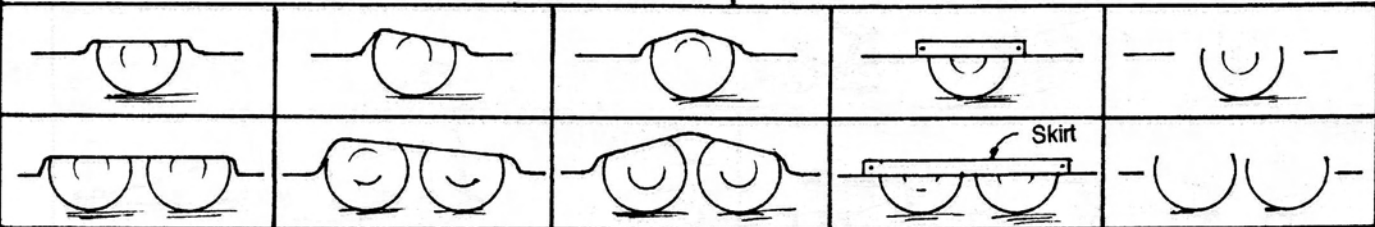
Refrigerator Originally was, none___, ice___, Electric___, Gas___, If gas, make_____

Interior paint. Color_____

Spatter___, vinyl plastic___

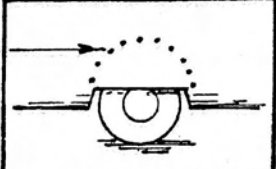
©RLC

Wheel cutout shape Circle correct one, or sketch your style

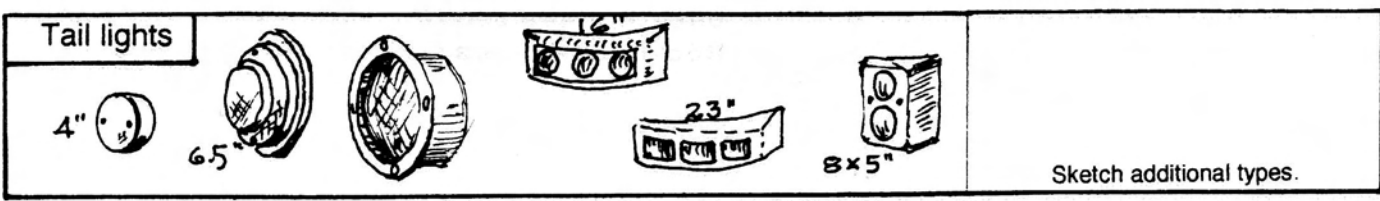
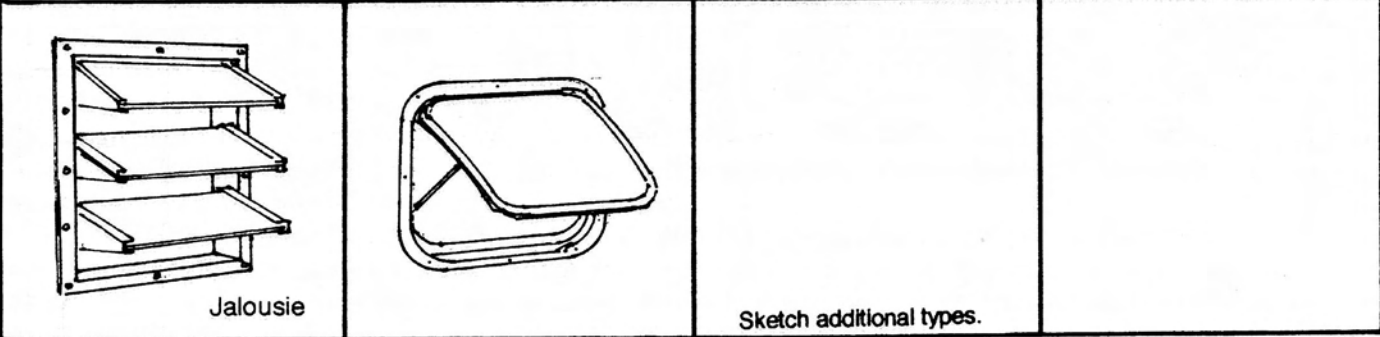
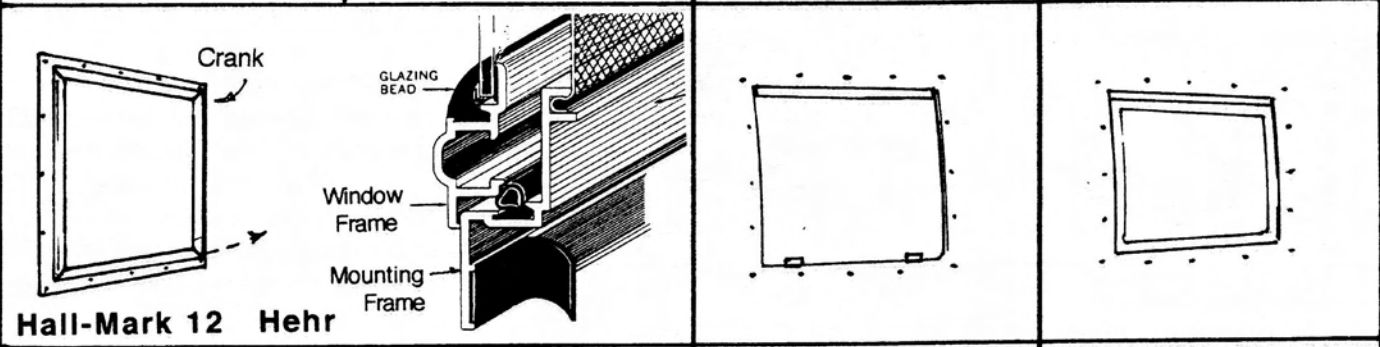
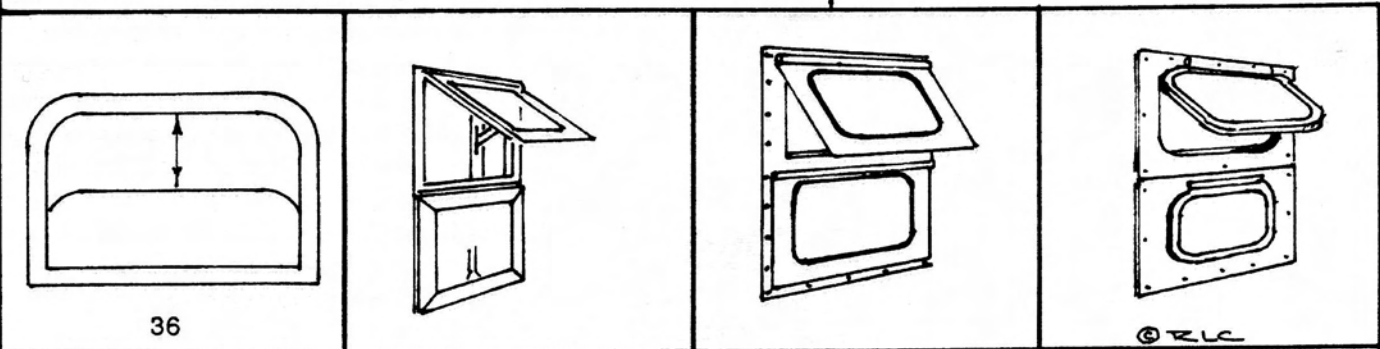


Axle (circle two) No. used 1 or 2 or 3 Leaf spring Dura -torque

Arc of rivets Do you have these rivets? Yes __, No __.



Window Style - Circle correct one or sketch your style



Running lights		Sketch additional types.
Bumper(check one) Structural steel channel ___ formed steel channel ___ Alum. channel, ___		
Vents	Trunk	

© RLC

additional comments:

VAC attributes survey
 Bud Cooper
 6982 Bonaire Court
 Rockford, MI 49341

stamp

mail to: **Bud Cooper**
6982 Bonaire Court
Rockford, MI 49341

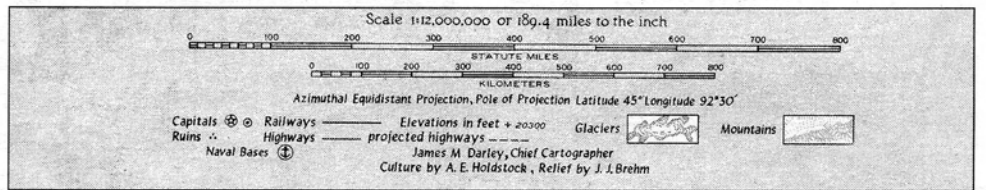
VINTAGE CLUB OFFERS FIRST BELIZE CARAVAN

It may come as a surprise that The Vintage Airstream Club is about to sponsor its first foreign caravan. A veteran caravanner first suggested Belize at the Fredericksburg rally. (say bell-ees) This small English speaking country lies just south of Mexico and is reachable by high speed toll roads. A well known professional caravan leader was contacted (WBCCI and VAC member Chris Yelland). The resulting plan sounded exciting, the board approved. Bud Cooper is acting as club spokesman, but Adventuretours is handling all arrangements.

A sampling of vintage members at the Bismarck rally indicated that there is more than enough interest in the caravan to justify proceeding with plans.

Adventuretours is now accepting deposits, and has finalized plans. A careful analysis of the itinerary and daily program as laid out by Chris Yelland shows it to fit the time allotted, and there is a nice mix of interests, like flora, wild life, sea shore and ocean, shopping, sight seeing, and exceptional Maya archaeology. Pack your camera, check the film and head for McAllen. Not only will we all see nifty things, but we will be doing it with old friends in the familiar Vintage way. Note that some beautiful primitive parking sites will be utilized. With Betty Cooper on the job nobody will be left out of the social circle.

We do not plan to get stuck in the mud, but do plan to offer you an opportunity to: see wild game and birds in a tropical rain forest, to tramp through the jungle with your camera photographing a lost city, to loll on white sandy beaches, to snorkel among colorful fish, to cruise a tropical river, and (optional) to dash into Guatemala for a one day visit to the most exalted Maya ruin of them all, Tikal.



VINTAGE CLUB OFFERS FIRST BELIZE CARAVAN (CONTINUED)

We will cross the border at McAllen Texas on November 1, 2000, and return 30 days later. For speed and comfort we will be using the toll roads of Mexico.

A quick list of attractions includes: Soto La Marina, El Tajin ruins with the famous pyramid of niches, Fliers of Papantla (voladores). Nautla, Vera Cruz history tour, zocalo at night. Museum, and Villahermosa, all in Mexico. In Belize, Corozal city, Lamani (famous Maya ruin), river cruise. Free days are scattered. San Ignacio, Optional tour of Tikal ruins in Guatemala, Cahal Pech ruins, iguana conservation project, butterfly farm. and blue hole. Did you know that Iguanas can run on water? Moving on, Belmopan, Dangriga, Bermuda Landing, and baboon sanctuary. Returning to Mexico, Lake of Seven Colors, guided tour of Palenque. Agua Azul Park, Olmec museum of La Venta. After a free day in Vera Cruz, 3 days travel back to McAllen.

We take 9 days getting to Belize, 13 in Belize. and 8 returning. The total distance is about 3200 miles. Your costs, about \$1800 for bilingual tour director services, including all camping, guides etc. For your personal expenses (groceries, tolls, border fees, eating out, gasoline, insurance, and elective side trips), expect about \$1525.00. A deposit of \$350.00 is required to hold a place.

For a greatly expanded proposal, and reservations, contact:

Adventuretours
P. O. Box 944
McAllen. TX 78505-0944
phone: 1.800.455.8687

If fewer than ten families sign up, the trip will be called off. (Most unlikely.) On the other hand, Chris has wisely chosen to take only 15 trailers on this trip. This suggests that if you earnestly wish to go you should send in your deposit promptly.

If after reading the proposal you wish to hold a place, or if you have remaining questions, please contact Adventuretours. Bud Cooper will be happy to talk to you about your plans, but it is no longer necessary that he stay in the loop.



COOP'S CORNER

AIR CONDITIONER FITS UNDER BAMBI BED

Air conditioners mounted on the roofs of trailers are always ugly, but on the roof of a Bambi they are intolerable. Or at least in the opinion of Preston Pierson there is a better way to do it.

Periodically someone puts an A/C in a new place. Noland Vogt, for instance, put one inside a closet. Various others including Ray Burke, have put them under beds, but Preston's solution should be of interest to anyone with a small trailer.

Basically, here is how it works. As you enter a Bambi, the side couch is right in front of you. Stand in the doorway and look at the right hand drawer under the couch. If you removed this drawer, it would reveal a substantial cavity. But, you don't have to sacrifice the whole drawer. It turns out that if you just cut off the back end 4 or 5 inches you will create enough space. Preston selected a GE Carry Cool, 4200 btu, 40 lbs., 120V, 18.5"L X 12.5"H X 10"W. Other makes are comparable. They sell at a fraction the cost of a roof unit. Preston's total labor was under 24 hours.

An A/C needs lots of outside air. That's where the heat goes. So it will be necessary to put a louvered access door in the side of the body. For this purpose he chose an Airstream standard refrigerator vent door and frame Part 022,243 with a keyed lock. He added a gas chamber to hold it open for improved air flow. (See photograph)

Place the parts about as shown in the drawing, trace around the door frame, and cut the hole with a saber saw and metal cutting blade. Note the position of the structural member (bow) in the body, no need for a collision, leave some room.

Preston chose to attach a long separate power cord so that Bambi wiring is not involved. Store the cord inside the louvered door.

The Carry Cool comes with a drip pan. Screw it to the floor. Run a condensate tube from the pan through a hole in the floor. (This now becomes an unlimited source of distilled water.) Preston capped over the back of the A/C with 3/8" hardware cloth to keep fingers or mice out of the fan.

Using 1/4" plywood and 1 1/2" foam insulation board, Preston boxed in and insulated the A/C and sealed it against the outside Bambi wall. This keeps the warm exhaust air out of the trailer, and hushes the fan noise. Use lots of reflective duct tape for sealing. Use lots of Liquid Nail for holding.

Measure and cut off the back end of the drawer. In operation, the drawer is removed cause that's where the cold air comes out. Also, it lets you reach in and set the controls. This is a really advanced concept and one which will please purists who are sensitive about changing the overall appearance of a classic design.

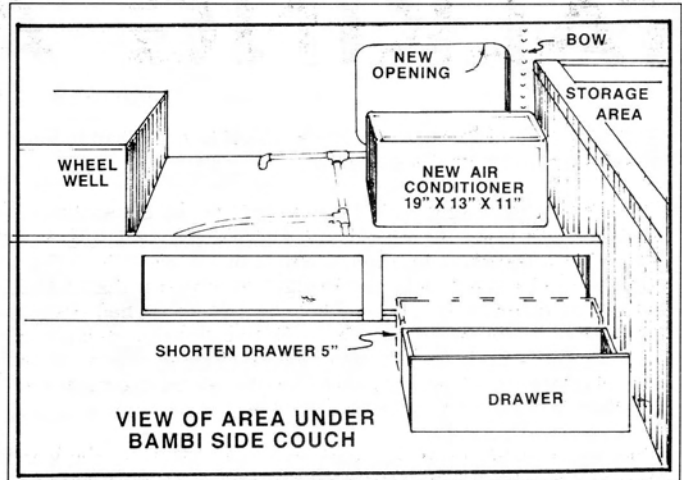




DIAGRAM REVEALS JUST HOW CRAFTY PRESTON "PRESTO" PIERSON IS IN CONCEALING THE AC BOX



TAKE A DEEP BREATH, THEN CUT THE HOLE . NOW WE KNOW HOW PRESTON STAYS COOL WITH OUT HAVING AN AC BOX ON TOP.. WE ALSO NOTICE HOW HE KEEPS HIS TIRES LOOKING BRAND NEW . . .



PRESTON, YOUR PUTTING US TO SHAME. LOOKS LIKE A GREAT IDEA FOR AN ORIGINAL OPTION.

TALKING AIRSTREAMS

Summers should be spent enjoying being in Airstreams, but if you don't have one, talking about Airstreams is the next best thing.

There was much talking on 22nd July when 17 UK enthusiasts plus Tom Howarth (on a brief stopover) got together for a day of sharing and learning at the Cumberland Lawn Tennis Club, 25 Alvanley Gardens, London, NW6. It did happen to be the day of the club tournament, but the tennis didn't get a look in. In a bright sunny first floor room we buried 3 long tables under Airstream memorabilia, assembled the 4 talks we had prepared with overhead projector notes and sat back and waited to see how many of the 32 UK and European enthusiasts I had contacted would show up. The delegate badges were lined up on the table by the door like trailers at a parking lot. Here we are ready for action, myself on the right and Tom on the left wearing a shirt with the Washington DC Unit logo of course.

What were we trying to achieve? Prior to setting up the Washington DC Unit (WDCU) last year, Tom had written to the relatively few European friends of the Vintage Airstream Club (VAC). I responded and before long was coming over to rallies in the USA and bought my first trailer, a 1959 Pacer. Researching all the Regulations and making arrangements to import the Pacer was akin to starting another business. No thanks. Surely someone has done this before? I started making calls and building up a database of enthusiasts and information. I don't know all the answers, far from it, but those who came to our kick off meeting hopefully picked up some useful tips and inspiration.

Tom gave a fabulous talk about Airstreaming in the US which included discussion of the Wally Byam Caravan Club, International (WBCCI), the VAC and the WDCU and how each of these different groups interact. After lunch we sat around the A2 photo boards I had made of his 1953 Flying Cloud and the IPIX 360 degree photos taken in April which are now loaded on my laptop for all to enjoy. My before lunch talk stressed the importance of learning as much about the construction of the trailers and common problems prior to purchase. I put forward a preliminary foundation 'checklist' of things to appraise before purchase, which will be constantly honed and added to no doubt. After lunch I talked about Airstreaming in the UK - importing, regulations, insurance, restoration problems etc. Here we all are enjoying lunch at the half way stage.

What is next? The idea is to keep talking and sharing information. Things won't happen over night, this is my hobby remember. Tom's first talk about the early days of Airstream Inc., the WBCCI, the VAC and now the WDCU was inspirational however and shows what can be achieved with a bit of perseverance. The differences of each of these groups and subgroups, and the interactions within, helped us understand how each is important and how each can be utilized to help us continue interest in Airstreaming in Europe. Essentially what I would like to offer is genuine internet accessed help to anyone interested in Airstreams in Europe, either US enthusiasts wishing to tour over here, or European enthusiasts seeking information. Just how many of the goals shown below can be achieved will depend on resources.

Short term goals:

To develop a European Airstream website, generate interest and answer questions

Medium term goals:

Use the European Airstream website to further improve communication amongst enthusiasts in the UK & Europe.


Promoting rallies/ caravans in out of the way places that would normally be inaccessible.

Finding ways to enjoy Airstreams without being besieged at normal 'caravan' sites.

Expert independent appraisal, valuation and agency for selling on of trailers.

WE ALSO DISCUSSED A LONGER TERM GOAL OF TOM'S: TO RE-CREATE THE CAPE TOWN TO CAIRO CARAVAN ON ITS 50 YEAR ANNIVERSARY IN 2009.

think about it . . .



TOM HOWARTH (LEFT), ANTHONY SLOCOCK (RIGHT), TALKING AIRSTREAM.



(ABOVE) TALKING AIRSTREAM



VISITING A EUROPEAN CARAVAN, TALKING AIRSTREAM.

in EUROPE

Longer term:

Possible rental of trailers to experienced American Airstream enthusiasts wishing to tour Europe.
Recreating the great European caravans of the 1950's
Creating a storage and workshop facility near London.

Here is the draft homepage content for the www.eurostream.co.uk website which will gradually come on line next year:

US Airstreamers

Bringing your rig for extended tour in Europe - regulations, adaptations, importing, insurance
Hiring for shorter term trips
Upcoming planned caravans
Past itineraries
Our workshop - storage, repairs and support whilst in the UK & Europe
Register

UK Enthusiasts

Airstreams, a brief history, trailer types, photos, the WBCCI, VAC, WDCU
Regulations that affect use in UK & Europe
Up front costs - importing, necessary conversion works, tow vehicle
Buying in the US - where to look, help with sourcing trailers, improvements best done before importing
Buying in the UK - trailers currently for sale, links to other dealers
Appraising a trailer prior to purchase. Tips, our independent appraisal & valuation service
Restoration in the UK - sources of parts, facilities at our workshop, other mechanics etc.
Use in the UK - storage, security, insurance, other clubs (American auto club, The Caravan Club, Historic Caravan club)
Activities - open days, rallies, caravans,
Travel in USA - hire an airstream in the USA or take your own
Register

Database

Historical info & technical tips from USA enthusiasts

Case study


1959 Pacer restoration for worldwide use

Please send any comments, suggestions or register by E-mailing: anthony@eurostream.co.uk

On Saturday evening a smaller group (of 3!) assembled for drinks and then dinner, as posted on the VAC homepage, at Bali Sugar. We dined out in the garden and unwound, talking about the upcoming WDCU October rally that Garnett Horner is organizing in Newport News. We also discussed a longer term goal of Tom's: to re-create the Cape Town to Cairo Caravan on its 50 year anniversary in 2009.

On Sunday, Tom was up early eager to see a typical UK trailer or 'caravan' as we call them before flying home and also view the facilities at a typical UK caravan site. We visited the Caravan Club official site just west of London. Tom liked the hook ups (see photo), but there was not an Airstream in sight anywhere. So there was nothing for it, we had to start talking about Airstreams all over again....

Anthony Slocock



"NICE HOOK-UP!"

VAC Membership Report

Since the Spring 2000 Issue of The Vintage Advantage we have welcomed 123 new VACers. They include: Members (76), Associate Members (8), and Friends (39). The total number for the three categories together, as of July 31, 2000, is 1,282. The subtotals are as follows: 840 Members, 76 Associate Members, and 366 Friends. In addition to the new members and friends, the WBCCI International Rally in Bismarck, ND in late June and early July produced the expected upsurge in VAC membership renewals. Membership renewals and new member applications continue to arrive even as this report is being written. Since this is the time of year when I am usually on the road, there is some lag time in responding as I depend on a mail forwarding service to send batches of mail on a weekly basis. If you have any questions about your membership status or any other membership-related subject, please do not hesitate to contact me. I will do what I can to be responsive to your needs.

I wish at this time to inform you that I will be stepping down as the VAC Membership Chairperson, effective September 1, 2000. It has been a distinct pleasure to have been able to serve the VAC in various capacities since the mid-1990s, but there comes a time when it is appropriate for new people to assume leadership roles within the intraclub. I am pleased, on behalf of President Don Perry, to announce that the new Membership Chairperson will be Linda Moore, a VAC and WBCCI member who brings to the assignment a wealth of talent and energy that I am certain will be reflected in even higher levels of service in the membership area than has been the case in the past. I will be available, of course, to assist Linda with the transition as she begins her duties in early September.

Linda's address is: P.O. Box 4173, Windham, NH 03087 and her telephone number is (603) 881-5299. Her e-mail address is: MooreLinda@prodigy.net

To understand the levels of VAC membership and subscribers, the following classifications are provided.

Member: Members of the Wally Byam Caravan Club International (WBCCI) who own a vintage Airstream trailer (where a vintage trailer is defined as an Airstream trailer 25 years old or older). This is the dues paying voting membership. A VAC member may hold office or be appointed to a position.

Associate: WBCCI members who do not qualify by owning a vintage Airstream trailer but wish for mutually beneficial reasons to belong. Associate members pay dues and have all the benefits of a regular member, except that they do not vote and they may not be elected to office or park their trailer in the Vintage area at the annual WBCCI International Rally. A VAC associate may be appointed to a position.

Honorary Member: Membership bestowed upon VAC benefactors provided they are WBCCI members. This is a non-dues paying and a non-voting membership.

Friend: Any person 18 years old or older who has an interest in vintage Airstream trailers and wishes to receive the VAC newsletter (The Vintage Advantage). Trailer ownership is not a requirement. This category is for non-WBCCI members who want a subscription to the newsletter only. It is the hope of the VAC that the Friends subscribers will be introduced to the WBCCI through the VA and then join the WBCCI such that they may be full VAC members.



Important notice for YOU, the reader

Important Notice #1 To ensure that you will continue to receive the Vintage Advantage, please notify Linda Moore of any address changes at:

Linda Moore
P.O. Box 4173
Windham, NH 03087
(603) 881-5299
email: MooreLinda@prodigy.net

Thank you,
Dick Mumma, #04333
departing VAC Membership Chairman

Important Notice #2 - Please note that your annual VAC dues notice for the year 2000/2001 is attached to this Issue of the VA. Payment by 7/31/00 will ensure that there will be no interruption in future mailings. As before, membership status will not be affected until February 1 of the following year (2/1/01). Your mailing label should include the designation 7/31/00, 7/31/01, etc., depending upon the date to which your dues have been paid.

Treasurers Report

For the reporting period of 7/01/99 to 6/30/00.
(Last year's final report.)

Beginning: \$ 8,862.38
Income: \$19,718.75
Expenses: < \$19,319.58 >

Ending Balance: \$ 9,261.55

For the reporting period of 7/01/00 to 8/10/00.

Beginning \$ 9,261.55
Income: \$ 6,765.70
Expenses: < \$ 7,163.26 >

Ending Balance: \$ 8,863.99

Patrick Ewing, #3675
VAC Treasurer

Classified Ads

COMMERCIAL

The VAC newsletter will no longer be printing ads for trailers due to the fact that these ads are time based, many either sell before the issue is out, or sell on the airstream.net website. Look for those listings there!

thank you,
the management...

MEMORABILIA:

Three-dimensional pewter vintage camper key chain, perfect for the trailerite or collector. RV is a replica of a 21ft. 1953 Airstream Flying Cloud travel trailer. Available for \$12.99 plus \$2.00 S+H (US), payable by check or money order.

See us on the web at: <http://users.rcn.com/jnpdesign/TRH>

Allow six weeks for delivery. TRH Enterprises, 5860 Scaggs Road, Owings, MD 20736.

ROUTE 66 HISTORIC RV TOUR:

Chicago to L.A. on the most famous highway in the world. Join our group of fellow vintage RV enthusiasts for a fun filled trip. Adventuretours (VAC member owned).

Call 800.455.8687 www.adventuretrek.com

NEW VINTAGE AIRSTREAM CLUB FLAGS:

The new version of the 2x3ft. dark blue nylon flag now has the Vintage club logo printed on both sides with the words VINTAGE AIRSTREAM CLUB also printed on both sides.

Send \$25.00 to Robert Herman, 2092 Culbreath Rd. C12, Brooksville, FL 34602

TO PLACE AN ADVERTISEMENT IN THE VINTAGE ADVANTAGE

Anyone may advertise in the Vintage Advantage. Membership is not a requirement. please submit your ad with (\$5) payment to Mr. Patrick Ewing, Treasurer, 3661 Alm Rd., Everson, WA 98247, who will then forward them onto the Editor in the format shown. Payment MUST accompany the ads to be considered for publication.

Ad guidelines. 1 Only advertisements deemed of direct interest to the VAC membership shall be accepted. 2. All commercial advertisements in the VAC cost \$25 per issue. 3. Commercial ads will be placed only in the classified advertisement section of the VA. 4. Commercial Advertiser must be a VAC Member. 5. WBCCI members receive 20% discounted rate (COMMERCIAL SECTION ONLY.)

Announcements for non-VAC sponsored Rallies and activities of direct interest to the VAC will also be provided in the classified ad section. These ads are free to the organization and are encouraged in order to promote other vintage activities within the club.

until next issue:

Stare. Pry, listen, eavesdrop.

Die knowing something.

You are not here long.

Walker Evans

ONE LAST THOUGHT ABOUT THAT BELIZE CARAVAN



CHICHÉN ITZÁ, YUCATAN, MEXICO, 1956

THIS PHOTOGRAPH WAS TAKEN AT THE BEAUTIFUL MAYAN SITE, CHICHEN ITZA, IN THE YUCATAN. THESE DAYS, YOU CAN'T JUST GO DRIVE UP TO THE PYRAMID, UNLESS BUD COOPER HAS PRACTICED UP ON WALLY'S CHARMS AND DETERMINATION . . . THE BELIZE CARAVAN WILL BE GOING TO PALENQUE (IN THE MOUNTAINS) AND TIKAL (IN THE JUNGLE), BOTH ARE SIMPLY UNBELIEVABLE AND UNFORGETTABLE, so very similar to these pictures . . . AND TO THINK ABOUT SEEING THEM WITH YOUR AIRSTREAM...



SAN BLAS, MEXICO, 1956

IMAGES COURTESY OF AIRSTREAM INC.
BOX OF 40 AIRSTREAM POST CARDS
AVAILABLE AT YOUR LOCAL BOOKSTORE,
OR ONLINE AT AMAZON.COM or your personal
favorite place to buy stuff like this.

membership application
The Vintage Airstream Club
a WBCCI Intraclub

Please Print

Date _____

Last Name _____ First Name (his) _____ (hers) _____

Mailing Address _____

Telephone Number _____ WBCCI # _____ Unit Number & Name _____

Trailer Year _____ Length _____ Model _____ Serial Number _____

Hobbies & Interests (His + Hers) _____

Occupation (now or before retiring) _____

Winter address & Telephone number _____ email _____

- Please check one:**
- Member** (own a vintage Airstream & belong to WBCCI)
 - Associate Member** (do not own a vintage Airstream but belong to WBCCI)
 - Friend** (I am interested in vintage Airstreams but do not belong to the WBCCI)

Send this application, along with your dues payment of \$10.00 to:

Linda Moore, Membership Chairman, P.O. Box 4173, Windham, NH 03087
(603) 881-5299, email: MooreLinda@prodigy.net

Note: If your are not a WBCCI member, we will be happy to assist you with the application.

Caution: JOINING THIS CLUB COULD CHANGE YOUR LIFE



BULK RATE
U.S. POSTAGE
PAID
PERMIT NO. 388
GREAT FALLS, MT 59401

The Vintage Airstream Club

Vintage Advantage Newsletter
Membership Chairman
Linda Moore
P.O. Box 4173
Windham, NH 03087
(603) 881-5299

Forwarding Service Requested