

Sept 48


WORLD'S LIGHTEST, FASTEST, EASIEST TOWING 16, 19, 22 and 28 ft. TRAILERCOACHES

AIRSTREAM LINERS



NOW AVAILABLE IN 4 SIZES
"A Size and Floor Plan to Suit You"

"DOUG" TOWED THIS ONE ON
← HIS TRICYCLE.



AIRSTREAM'S baby model—the "WEE WIND" (just a little wind). Body length 14 feet, 16 ft. overall. Weight right at 1200 lbs. completely furnished. Overall height 8 ft. 1 in., width 7 ft., inside head room 4 ft. 3 in. Weight on the hitch approximately 60 lbs. (Three floor plans, sleeping two, three, or four persons.) Note the screen door. Panel fits into the door and is doubly sealed against dust, cold, and rain.


Trailer, the EASIEST TOWING trailer-coach ever built! Price \$1495.00*



AIRSTREAM'S latest creation—body length 17 ft., 19 ft. overall. Weight right at 1500 lbs. completely furnished. (Three floor plans sleeping two, three, or four persons). Overall height 8 ft. 2 in., width 7 ft., inside head room 5 ft. 3 in. Weight on the hitch approximately 100 lbs.

This new model was especially designed because of the huge demand for a size between the popular 22 footer and the "WEE WIND" model. Remember the three bears? "THIS ONE IS JUST RIGHT!"


This coach embodies all the features for livability and is without doubt the easiest towing trailer ANYWHERE near its class. (Standard model) price \$1995.00.* Deluxe model (brakes included) \$2125.00.*



AIRSTREAM'S ever popular 22 footer. Body length 22 ft., overall. Weight right at 1800 lbs. completely furnished. Overall height 8 ft. 7 in., width 7 ft., inside head room 6 ft. 3 in. Weight on the hitch approximately 125 lbs. (Note awning rail.)

Seven floor plans in six standard models

choice from in this popular size. Sleeps two to five. Six standard models price \$2495.00.* Electric refrigeration \$125.00 additional in the "Seabreeze" model. (Note the door with panel closed. This door fits snugly and is also dust, cold, and water tight.)



AIRSTREAM'S "Super Duper" liner, the "WHIRLWIND"—body length 26 ft., 28 ft. overall. Weight right at 2800 lbs. completely furnished. Overall height 8 ft. 8 in., width 7 ft., inside head room 6 ft. 3 in. Weight on the hitch will run between 125 lbs. and 140 lbs. Just think of that! This model has two doors—one on either side, or both on the same side.

You will be absolutely ASTONISHED how easy this 28 footer liner. THERE'S JUST NOTHING LIKE IT! AND you can have it furnished the way you want it... as many beds as you need... toilet, shower, electric refrigeration, oil heater, hot water heater, four or more clothes closets, roof lockers, chest of drawers, etc., etc. Oh yes, and a lot of "gadgets," too. And of course you can see clear through the trailer from your car seat right into—just behind... that's sleeping... Price \$2995.00.*

WRITE FOR COMPLETE INFORMATION

INTERNATIONALLY DISTRIBUTED BY:



CLAUDE McFAUL
President

4660 SAN FERNANDO ROAD
GLENDALE 4, CALIFORNIA
CITRUS 3-6906